

8807
4088

INDEPENDENT SCHOOL DISTRICT NO. 206

Alexandria, Minnesota

Report on Audit

Year Ended June 30, 2006

(With Partial Comparative Information as of June 30, 2005)

Ness, Waller, Pearson & Co., Ltd.

Alexandria, Minnesota

TABLE OF CONTENTS

INDEPENDENT AUDITORS' REPORT	1-2
REQUIRED SUPPLEMENTARY INFORMATION	
Management's Discussion and Analysis	4-13
BASIC FINANCIAL STATEMENTS	
District-wide Financial Statements	
Statement of Net Assets	15
Statement of Activities	16
Fund Financial Statements	
Balance Sheet - Governmental Funds	17
Reconciliation of the Governmental Funds Balance Sheet to the Statement of Net Assets	18
Statement of Revenues, Expenditures and Changes in Fund Balances - Governmental Funds	19
Reconciliation of the Change in Fund Balances of Governmental Funds to the Statement of Activities	20
Statement of Fiduciary Net Assets and Statement of Changes in Fiduciary Net Assets	21
Notes to Basic Financial Statements	22-39
OTHER REQUIRED SUPPLEMENTARY INFORMATION	
Budgetary Comparison Schedule General Fund	41
Budgetary Comparison Schedule Food Service Fund	42
Budgetary Comparison Schedule Community Service Fund	43

TABLE OF CONTENTS (Continued)

SUPPLEMENTARY INFORMATION

Budgetary Comparison Schedule
Debt Service Fund 45

School Board Officials 46

Uniform Financial Accounting and Reporting Standards Compliance Table 47

SCHEDULE OF EXPENDITURES OF FEDERAL AWARDS 48

NOTES TO SCHEDULE OF EXPENDITURES OF FEDERAL AWARDS 49

SCHEDULE OF FINDING AND QUESTIONED COSTS 50

INDEPENDENT AUDITORS' REPORT ON MINNESOTA LEGAL COMPLIANCE 51

INDEPENDENT AUDITORS' REPORT ON COMPLIANCE AND INTERNAL CONTROL
OVER FINANCIAL REPORTING BASED ON AN AUDIT OF FINANCIAL STATEMENTS
PERFORMED IN ACCORDANCE WITH GOVERNMENT AUDITING STANDARDS 52

INDEPENDENT AUDITORS' REPORT ON COMPLIANCE WITH REQUIREMENTS
APPLICABLE TO EACH MAJOR PROGRAM AND INTERNAL CONTROL OVER
COMPLIANCE IN ACCORDANCE WITH OMB CIRCULAR A-133 53-54

MANAGEMENT LETTER 55

EASTON PLACE
510 22ND AVE E • SUITE 501
ALEXANDRIA, MINNESOTA 56308

TELEPHONE: (320) 763-6568
FAX: (320) 763-6297

NESS WALLER PEARSON
&
CO., LTD.

CERTIFIED PUBLIC ACCOUNTANTS

H. DAN NESS, C.P.A. RETIRED
STEPHEN I. WALLER, C.P.A. RETIRED

LAWRENCE F. PEARSON, C.P.A.
JAMES J. MEGEL, C.P.A.
DENNIS L. SCHMIDT, C.P.A.

RICHARD A. VOLKER, C.P.A.
CAROL L. THALMAN, C.P.A.
NICOLE L. KLIMEK, C.P.A.
DONNA R. ALLISON, C.P.A.
PATRICIA L. PETERSON, C.P.A.

INDEPENDENT AUDITORS' REPORT

Members of the Board
Independent School District No. 206
Alexandria, Minnesota

We have audited the accompanying financial statements of the governmental activities, each major fund and the agency fund of Independent School District No. 206, Alexandria, Minnesota, as of and for the year ended June 30, 2006, which collectively comprise the District's basic financial statements as listed in the table of contents. These financial statements are the responsibility of the management of Independent School District No. 206, Alexandria, Minnesota. Our responsibility is to express opinions on these financial statements based on our audit. The prior year partial comparative information has been derived from the Independent School District No. 206, Alexandria, Minnesota's 2005 financial statements and, in our report dated October 26, 2005, we expressed unqualified opinions on the respective financial statements of the governmental activities, each major fund, and agency fund information.

We conducted our audit in accordance with auditing standards generally accepted in the United States of America and the standards applicable to financial audits contained in *Government Auditing Standards*, issued by the Comptroller General of the United States. Those standards require that we plan and perform the audit to obtain reasonable assurance about whether the financial statements are free of material misstatement. An audit includes examining, on a test basis, evidence supporting the amounts and disclosures in the financial statements. An audit also includes assessing the accounting principles used and significant estimates made by management, as well as evaluating the overall financial statement presentation. We believe that our audit provides a reasonable basis for our opinions.

In our opinion, the financial statements referred to above present fairly, in all material respects, the respective financial position of the governmental activities, each major fund and the agency fund of the Independent School District No. 206 Alexandria, Minnesota, as of June 30, 2006, and the respective changes in financial position, thereof for the year then ended in conformity with accounting principles generally accepted in the United States of America.

In accordance with *Government Auditing Standards*, we have also issued our report dated October 16, 2006 on our consideration of the internal control over financial reporting of Independent School District No. 206, Alexandria, Minnesota, and on our tests of its compliance with certain provisions of laws, regulations, contracts and grant agreements and other matters. The purpose of that report is to describe the scope of our testing of internal control over financial reporting and compliance and the results of that testing and not to provide an opinion on the internal control over financial reporting or on compliance. That report is an integral part of an audit performed in accordance with *Government Auditing Standards* and should be read in conjunction with this report in considering the results of our audit.

The financial statements include partial prior year comparative information. Such information does not include all of the information required in a presentation in conformity with accounting principles generally accepted in the United States of America. Accordingly, such information should be read in conjunction with the government's financial statements of the year ended June 30, 2005, from which partial information was derived.

MEMBER OF • PRIVATE COMPANIES PRACTICE SECTION OF • AMERICAN INSTITUTE OF CERTIFIED PUBLIC ACCOUNTANTS

 THE CPA. NEVER UNDERESTIMATE THE VALUE.SM

The management's discussion and analysis and the budgetary comparison information on pages 4 through 13 and 41 through 43, respectively, are not a required part of the basic financial statements but are supplementary information required by the accounting principles generally accepted in the United States of America. We have applied certain limited procedures, which consisted principally of inquiries of management regarding the methods of measurement and presentation of the required supplementary information. However, we did not audit the information and express no opinion on it.

Our audit was conducted for the purpose of forming opinions on the financial statements that collectively comprise the basic financial statements of Independent School District No. 206, Alexandria, Minnesota. The schedules as listed in the table of contents as supplementary information are presented for purposes of additional analysis and are not a required part of the basic financial statements. The accompanying schedule of expenditures of federal awards is presented for purposes of additional analysis as required by U.S. Office of Management and Budget Circular A-133, *Audits of States, Local Governments, and Non-Profit Organizations*, and is not a required part of the basic financial statements of Independent School District No. 206, Alexandria, Minnesota. Such information has been subjected to the auditing procedures applied in the audit of the basic financial statements and, in our opinion, is fairly stated, in all material respects, in relation to the basic financial statements taken as a whole.



October 16, 2006

REQUIRED SUPPLEMENTARY INFORMATION

**INDEPENDENT SCHOOL DISTRICT NO. 206
ALEXANDRIA, MINNESOTA
MANAGEMENT'S DISCUSSION AND ANALYSIS
YEAR ENDED JUNE 30, 2006**

This section of Independent School District No. 206 – Alexandria, Minnesota's annual financial report presents our discussion and analysis of the District's financial performance during the fiscal year that ended on June 30, 2006. Please read it in conjunction with the District's financial statements, which immediately follow this section.

FINANCIAL HIGHLIGHTS

Key financial highlights for the 2005-2006 fiscal year include the following:

1. Net assets increased by one percent over the prior year.
2. Overall actual revenues in the Statement of Activities were \$40,021,03 while overall expenses totaled \$39,900,110.
3. The General fund balance decreased \$343,174 while the Food Service fund balance decreased \$611 and Community Service fund balance increased \$45,563.
4. The Debt Service fund balance increased by \$20,098 as a result of local property tax receipts and interest earned allocation.

**INDEPENDENT SCHOOL DISTRICT NO. 206
ALEXANDRIA, MINNESOTA
MANAGEMENT'S DISCUSSION AND ANALYSIS
YEAR ENDED JUNE 30, 2006**

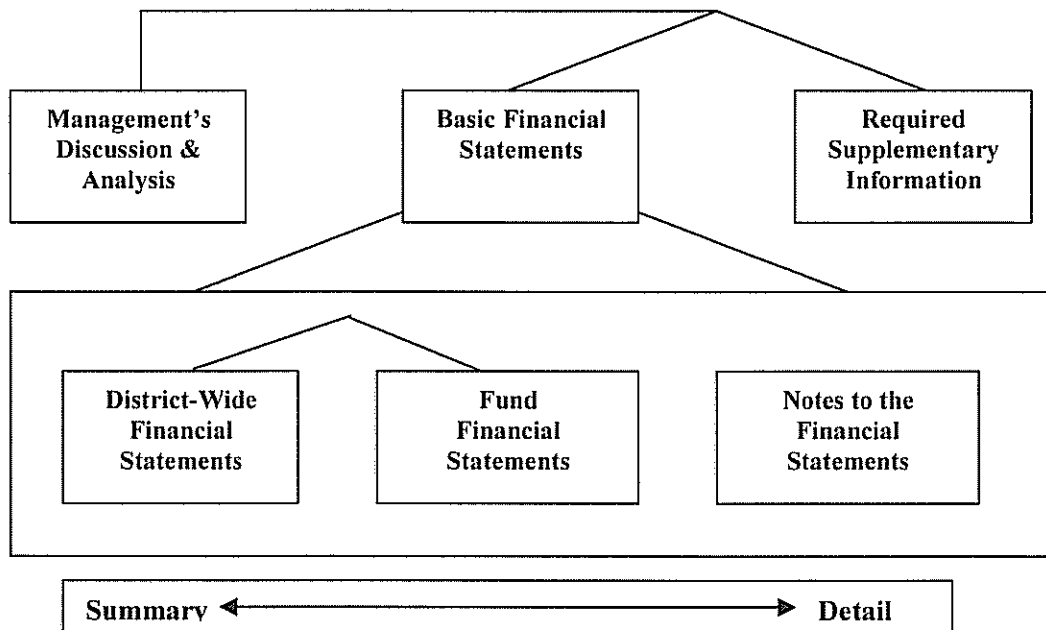
OVERVIEW OF THE FINANCIAL STATEMENTS

The financial section of the annual report consists of four parts – Independent Auditor’s Report, required supplementary information which includes the management’s discussion and analysis (this section), the basic financial statements, and supplemental information. The basic financial statements include two kinds of statements that present different views of the District:

1. The first two statements are *district-wide financial statements* that provide both *short-term* and *long-term* information about the District’s *overall* financial status.
2. The remaining statements are *fund-financial* statements that focus on *individual parts* of the District, reporting the District’s operations in *more detail* than the district-wide statements.
3. The *governmental funds* statements tell how basic services such as regular and special education were financed in the *short-term* as well as what remains for future spending.
4. *Fiduciary funds* statements provide information about the financial relationships in which the District acts solely as a trustee or agent for the benefit of others to whom the resources belong.

The financial statements also include *notes* that explain some of the information in the statements and provide more detailed data. Figure A-1 shows how the various parts of this annual report are arranged and related to one another.

Figure A-1 Organization of ISD #206 – Alexandria, Minnesota Annual Financial Report



**INDEPENDENT SCHOOL DISTRICT NO. 206
ALEXANDRIA, MINNESOTA
MANAGEMENT'S DISCUSSION AND ANALYSIS
YEAR ENDED JUNE 30, 2006**

OVERVIEW OF THE FINANCIAL STATEMENTS (Continued)

Figure A-2 summarizes the major features of the District's financial statements, including the portion of the District's activities they cover and the types of information they contain. The remainder of this overview section of management's discussion and analysis highlights the structure and contents of each of the statements.

Figure A-2 Major Features of the District-wide and Fund Financial Statements

	District-Wide	Governmental	Fiduciary
Scope	Entire district (except fiduciary funds)	The activities of the district that are not proprietary or fiduciary, such as special education and building maintenance, food service, and community education.	Instances in which the district administers resources on behalf of someone else, such as dental insurance.
Required financial statements	1. Statement of net assets 2. Statement of activities	3. Balance Sheet 4. Statement of revenue, expenditures and changes in fund balances	5. Statement of Fiduciary Net Assets
Accounting basis and measurement focus	Accrual accounting and economic resources focus	Modified accrual accounting and current financial focus	Accrual accounting and economic resources focus
Type of asset/liability information	All assets and liabilities, both financial and capital, short-term and long-term	Generally assets expected to be used up and liabilities that come due during the year or soon thereafter; no capital assets or long-term liabilities included	All assets and liabilities, both short-term and long-term; funds do not currently contain capital assets, although they can
Type of inflow/outflow information	All revenues and expenses during year, regardless of when cash is received or paid	Revenues for which cash is received during or soon after the end of the year; expenditures when goods or services have been received and the related liability is due and payable	None is required for agency fund

District-Wide Statements

The district-wide statements report information about the District as a whole using accounting methods similar to those used by private-sector companies. The statement of net assets includes *all* of the District's assets and liabilities. All of the current year's revenues and expenses are accounted for in the statement of activities regardless of when cash is received or paid.

The two district-wide statements report the District's *net assets* and how they have changed. Net assets – the difference between the District's assets and liabilities – is one way to measure the District's financial health or *position*.

- Over time, increases or decreases in the District's net assets are an indicator of whether its financial position is improving or deteriorating, respectively.

**INDEPENDENT SCHOOL DISTRICT NO. 206
ALEXANDRIA, MINNESOTA
MANAGEMENT'S DISCUSSION AND ANALYSIS
YEAR ENDED JUNE 30, 2006**

OVERVIEW OF THE FINANCIAL STATEMENTS (Continued)

- To assess the overall health of the District you need to consider additional non-financial factors such as changes in the District's property tax base and the condition of school buildings and other facilities.

In the district-wide financial statements the District's activities are shown in one category:

- Governmental activities – Most of the District's basic services are included here, such as regular and special education, transportation, administration, food services, and community education. Property taxes and state aids finance most of these activities.

Fund Financial Statements

The fund financial statements provide more detailed information about the District's *funds* – focusing on its most significant or "major" funds – not the District as a whole. Funds are accounting devices the District used to keep track of specific sources of funding and spending on particular programs:

- The funds are required by State law and/or by bond covenants.

The District has two kinds of funds:

- Governmental funds – Most of the District's basic services are included in governmental funds, which generally focus on (1) how cash and other financial assets that can readily be converted to cash flow in and out and (2) the balances left at year-end that are available for spending. Consequently, the governmental funds statements provide a detailed short-term view that helps to determine whether there are more or fewer financial resources that can be spent in the near future to finance the District's programs. Because this information does not encompass the additional long-term focus of the district-wide statements, we provide additional information following the governmental funds statements that explains the relationship (or differences) between them.
- Fiduciary funds – The District is the trustee, or *fiduciary*, for assets that belong to others, such as the dental plan. The District is responsible for ensuring that only those to whom the assets belong use the assets reported in these funds. The District's fiduciary activities are reported in a separate statement of fiduciary net assets. We exclude these activities from the district-wide financial statements because the District cannot use these assets to finance its operations.

**INDEPENDENT SCHOOL DISTRICT NO. 206
ALEXANDRIA, MINNESOTA
MANAGEMENT'S DISCUSSION AND ANALYSIS
YEAR ENDED JUNE 30, 2006**

**FINANCIAL ANALYSIS OF THE DISTRICT AS A WHOLE
(DISTRICT-WIDE FINANCIAL STATEMENTS)**

Net Assets

The District's *combined* net assets were \$14,989,387 on June 30, 2006. This was an increase of 1% from June 30, 2005. See Table A-1.

**Table A-1
ISD #206 - Alexandria, Minnesota
Combined Statement of Net Assets
Governmental Activities**

	<u>2006</u>	<u>2005</u>	<u>Total Percentage Change 2005-2006</u>
Current and Other Assets	\$16,349,621	\$14,454,920	13.1%
Capital Assets	<u>20,556,617</u>	<u>21,271,850</u>	<u>(3.4%)</u>
Total Assets	<u>\$36,906,238</u>	<u>\$35,726,770</u>	<u>3.3%</u>
Long-term Liabilities	\$10,022,728	\$11,180,000	(10.4%)
Other Liabilities	<u>11,894,123</u>	<u>9,678,316</u>	<u>(22.9%)</u>
Total Liabilities	<u>\$21,916,851</u>	<u>\$20,858,316</u>	<u>5.1%</u>
Net Assets			
Invested in capital assets, Net of related debt	\$10,141,617	\$ 9,658,850	5.0%
Restricted	1,666,956	1,848,120	(9.8%)
Unrestricted	<u>3,180,814</u>	<u>3,361,484</u>	<u>(5.4%)</u>
Total Net Assets	<u>\$14,989,387</u>	<u>\$14,868,454</u>	<u>1%</u>

The District's stable financial position is the product of many factors, but is indicative of how tight the District's operating budget is in view of marginal state funding.

**INDEPENDENT SCHOOL DISTRICT NO. 206
ALEXANDRIA, MINNESOTA
MANAGEMENT'S DISCUSSION AND ANALYSIS
YEAR ENDED JUNE 30, 2006**

**FINANCIAL ANALYSIS OF THE DISTRICT AS A WHOLE
(DISTRICT-WIDE FINANCIAL STATEMENTS) (Continued)**

Change in Net Assets

The increase in net assets occurs as a result of the District's revenues being more than its expenses for the year ended June 30, 2006. A summary of the revenue and expenses is presented in Table A-2 below.

**Table A-2
ISD #206 - Alexandria, Minnesota
Change in Net Assets**

	For the Years Ended June 30,	
	2006	2005
Revenues		
Program revenues		
Charges for services	\$ 2,361,729	\$ 2,110,365
Operating grants and contributions	7,612,610	7,299,957
Restricted earnings	45,659	16,588
General revenues		
Property taxes	2,946,224	3,139,152
Aids and payments from state and other governments	26,524,381	24,657,198
Other sources	530,440	114,638
Total Revenues	<u>\$ 40,021,043</u>	<u>\$ 37,337,898</u>
Expenses		
District and school administration	\$ 1,769,286	\$ 1,275,318
District support services	1,146,465	1,141,776
Regular instruction	17,886,858	17,176,582
Vocational instruction	489,563	481,111
Exceptional instruction	6,902,394	6,499,832
Community education & services	1,184,485	1,120,975
Instructional support services	1,611,935	1,463,910
Site, buildings and equipment	4,230,487	4,335,323
Pupil support	3,329,774	2,889,552
Fiscal & other fixed cost programs	708,933	748,219
Unallocated - depreciation, expenses	639,930	639,930
Total Expenses	<u>\$ 39,900,110</u>	<u>\$ 37,772,528</u>
Change in Net Assets	\$ 120,933	\$ (434,630)
Ending of Year Net Assets	<u>\$ 14,989,387</u>	<u>\$ 14,868,454</u>

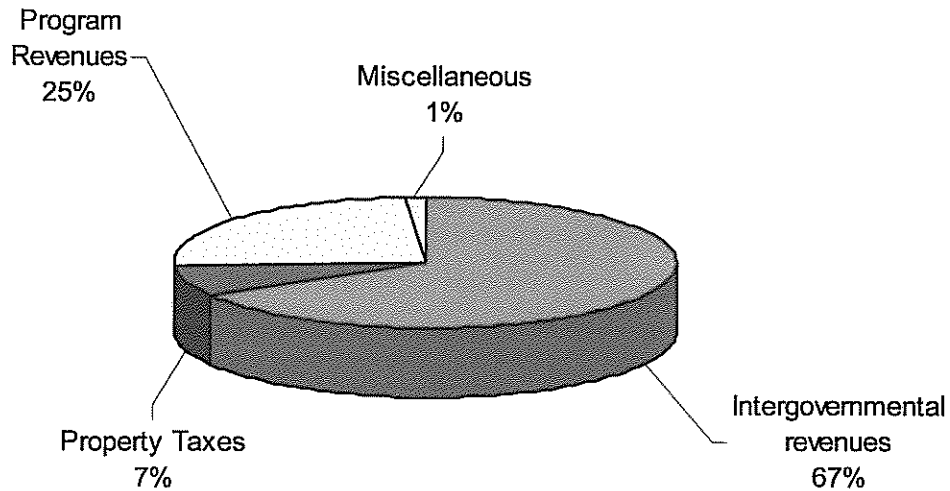
**INDEPENDENT SCHOOL DISTRICT NO. 206
ALEXANDRIA, MINNESOTA
MANAGEMENT'S DISCUSSION AND ANALYSIS
YEAR ENDED JUNE 30, 2006**

**FINANCIAL ANALYSIS OF THE DISTRICT AS A WHOLE
(DISTRICT-WIDE FINANCIAL STATEMENTS) (Continued)**

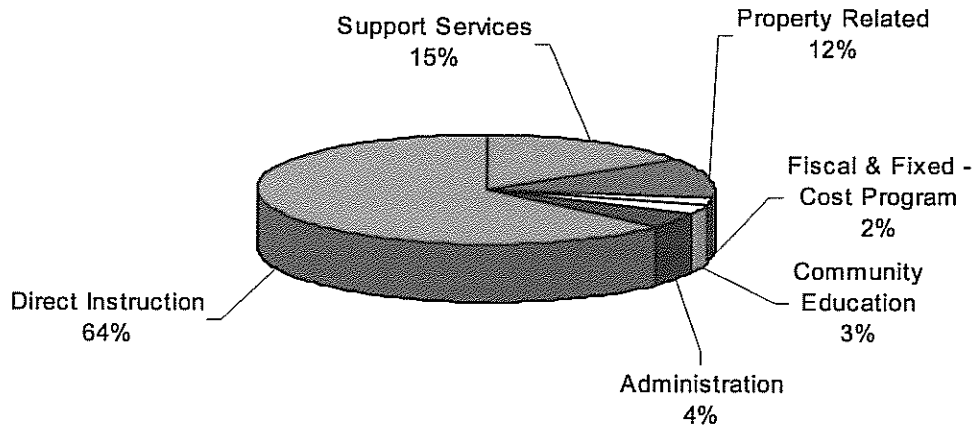
The District's total revenues consisted of program revenues of \$10,019,998, property taxes of \$2,946,224, intergovernmental revenues of \$26,524,381 and miscellaneous sources of \$530,440. Expenses totaling \$39,900,110 consisted mainly of regular, vocational and exceptional instruction costs of \$25,278,815, district, instructional and pupil support services of \$6,088,174, site, building and equipment related costs of \$4,870,417, fiscal and fixed-cost programs of \$708,933, community education services of \$1,184,485, and administrative costs of \$1,769,286.

Pie charts for revenue and expense categories are present in Tables A-3 and A-4.

Revenues - Table A-3



Expenses - Table A-4



**INDEPENDENT SCHOOL DISTRICT NO. 206
ALEXANDRIA, MINNESOTA
MANAGEMENT'S DISCUSSION AND ANALYSIS
YEAR ENDED JUNE 30, 2006**

**FINANCIAL ANALYSIS OF THE DISTRICT'S FUNDS
(FUND FINANCIAL STATEMENTS)**

The financial performance of the District as a whole is reflected in its governmental funds as well. As the District completed the year, its governmental funds reported a *combined* fund balance of \$5,917,006, a decrease of \$278,124 or 4.48 percent.

Revenues of the District's governmental funds were \$40,012,465, while total expenditures were \$40,302,889. A summary of the revenues and expenditures reported on the governmental fund financial statements appears in Table A-5 below:

<p>Table A-5 Independent School District No. 206 - Alexandria, Minnesota Revenue & Expenditures - Governmental Funds</p>

	<u>Revenue</u>	<u>Expenditures</u>	<u>Other Financing Sources</u>	<u>Fund Balance Increase (Decrease)</u>
General Fund	\$ 35,241,047	\$ 35,596,521	\$ 12,300	\$ (343,174)
Food Service Fund	1,698,730	1,699,341		(611)
Community Service Fund	1,245,967	1,200,404		45,563
Debt Service Fund	<u>1,826,721</u>	<u>1,806,623</u>		<u>20,098</u>
Totals	<u>\$ 40,012,465</u>	<u>\$ 40,302,889</u>	<u>\$ 12,300</u>	<u>\$ (278,124)</u>

GENERAL FUND BUDGETARY HIGHLIGHTS

During the year ended June 30, 2006, the District revised its operating budget four times. The first revision was planned, and was necessary because when the initial budget was prepared and adopted (*a budget must be in place prior to the beginning of the fiscal year on July 1*) details of student enrollment numbers, staffing levels, grant allocations, budget reinvestments and other significant information items were not yet known. When these items became known, the budget was revised to reflect them. This revision was made in November following the Budget Assumptions that were approved by the Board. A similar revision is made each year for the same reasons. The second revision was made in February to reflect the details of federal programs. The third and fourth budget revisions made in April and June were to reflect updated information on the federal dollar allocations for the district [the result of changes made by the Runestone Area Education District]. The RAED changes are part of District's 206 budget as we serve as their fiscal host.

The District's final general fund budget anticipated that expenditures would exceed revenues by \$208,109, the actual results for the year showed a deficit of \$343,174. Though the difference is only \$135,064, there were several areas where revenues exceeded budget and expenditures were under budget that combined to produce this outcome.

**INDEPENDENT SCHOOL DISTRICT NO. 206
ALEXANDRIA, MINNESOTA
MANAGEMENT'S DISCUSSION AND ANALYSIS
YEAR ENDED JUNE 30, 2006**

**FINANCIAL ANALYSIS OF THE DISTRICT'S FUNDS
(FUND FINANCIAL STATEMENTS) (Continued)**

OTHER MAJOR FUNDS

The Food Service Fund had a deficit of \$611.

The Community Service Fund adjusted their programming in order to absorb budget cuts enacted by the previous Legislature. The current Legislature session has partially restored the prior cuts made to Community Education programming and will be reflected in future programming decisions. The Community Service Fund had a sufficient fund balance to withstand these initial cuts in funding, but will continue to adjust programming in order to operate on a sound financial basis. FY06 operations resulted in a increase in fund balance of \$45,563 compared to the projected deficit of \$12,585. The majority of the increase came in from Grant Awards that cover the Calendar Year of 2006, but are recorded in two different fiscal years for school accounting purposes.

CAPITAL ASSETS

Note #8 to the financial statements presents an analysis of fixed assets transactions during the year ended June 30, 2006. Additions consisted primarily of site, technology and bus fleet improvements. Capital asset deletions were primarily food service , bus fleet and technology items that had become obsolete and were eliminated.

LONG TERM DEBT

At year end the District had \$10,415,000 of bonded long-term debt. Under current state statutes, the District's general obligation bonded debt issuances are subject to a legal limitation equal to 15% of the actual value of all taxable property within the District. The District is within its legal authority for bonded debt.

This consisted of and General Obligation refunding bonds. Note #12 to the financial statements present details and repayment provisions of these items.

**INDEPENDENT SCHOOL DISTRICT NO. 206
ALEXANDRIA, MINNESOTA
MANAGEMENT'S DISCUSSION AND ANALYSIS
YEAR ENDED JUNE 30, 2006**

**FINANCIAL ANALYSIS OF THE DISTRICT'S FUNDS
(FUND FINANCIAL STATEMENTS) (Continued)**

FACTORS BEARING ON THE DISTRICT'S FUTURE

The District passed one (1) question on a four-question Operating Levy Referendum ballot during November 2005, providing additional revenues for the next ten fiscal years. The passed resolution provides revenue to maintain the district's current programming and course offerings and to minimize future cuts.

The three (3) questions that failed addressed the concerns of technology updates, transportation fleet updates and maintaining extracurricular activities. These areas of programming have been monitored and difficult decisions may need to be made as the District plans for the future allocation of funds. The district has experienced on-going expenses in bus fleet operations and technology department maintenance due to the aging of equipment in these areas.

The two major concerns for the District, as we move forward with planning for the future, are the funding levels provided by the state legislature and District enrollment numbers.

While history shows that legislative revenue increases have not been sufficient to meet instructional program needs and increased cost due to inflation, fortunately the District has experienced a stable enrollment period to counteract the declining funding that many state districts are encountering. However, October enrollment for FY07 shows a district-wide decrease in enrollment for the second time in the last seven years. The District will study the reasons behind this enrollment decrease to determine if this was an aberration or a future trend that needs to be addressed. This study will impact the budget adjustments that are brought forward for board approval.

Another area of concern is the fuel and utility increases that are projected for the winter of 2006-07. Again the district will be proactive in monitoring and implementing measures to help curtail the projected cost increases.

A new area of concern for District administration and staff will be the Quality Compensation Plan that the State of Minnesota legislature adopted in 2005. Future discussion will need to be held, as it relates to future staffing and funding, as the funding source will be a legislative item in the 2007 Legislative Session.

Accordingly, the District will continue to utilize the Reinvestment Budgeting Process and the District Financial Stabilization Plan. These programs have been successful in the past and will improve our allocation of resources according to District priorities. The District will strive to maintain its long-standing commitment of academic excellence and educational opportunity for students within a framework of financial fiduciary responsibility.

CONTACTING THE DISTRICT'S MANAGEMENT

The financial report is designed to provide our citizens, taxpayers, customers, investors, and creditors with a general overview of the District's finances and to demonstrate the District's accountability for the money it receives. If you have questions about this report or need additional financial information, contact the Business Office, Independent School District #206, 715 Elm Street, Alexandria, Minnesota 56308.

BASIC FINANCIAL STATEMENTS

INDEPENDENT SCHOOL DISTRICT NO. 206
ALEXANDRIA, MINNESOTA
STATEMENT OF NET ASSETS
YEAR ENDED JUNE 30, 2006
(With Comparative Information as of June 30, 2005)

	<u>June 30.</u>	
	<u>2006</u>	<u>2005</u>
ASSETS		
Cash and investments	\$ 9,863,035	\$ 5,956,262
Current property taxes receivable	3,046,614	2,450,155
Delinquent property taxes receivable	30,228	33,950
Due from other Minnesota school districts	257,886	233,922
Due from Minnesota Department of Education	2,346,856	5,031,492
Due from federal government through Minnesota Department of Education	654,184	648,504
Accounts receivable	65,000	15,987
Prepaid items	73,471	76,320
Inventory	12,347	8,328
Capital assets		
Land	841,422	841,422
Land improvements	2,856,799	2,782,283
Buildings	29,618,636	29,503,565
Equipment	17,118,782	16,820,831
Less accumulated depreciation	<u>(29,879,022)</u>	<u>(28,676,251)</u>
Total Assets	<u>\$ 36,906,238</u>	<u>\$ 35,726,770</u>
LIABILITIES		
Salaries payable	\$ 3,133,634	\$ 2,940,220
Current portion of long-term obligations	1,265,000	1,200,000
Accrued interest payable	226,737	252,476
Accounts payable	684,046	505,510
Due to other Minnesota school districts	484,517	788,834
Due to other governments	3,908	3,605
Defined contributions payable	608,927	579,207
Payroll deductions	58,765	39,747
Deferred revenue	62,164	54,402
Property taxes levied for subsequent years	5,366,424	3,314,315
Severance payable	872,729	765,000
Portion due or payable after one year long term obligations	<u>9,150,000</u>	<u>10,415,000</u>
Total Liabilities	<u>\$ 21,916,851</u>	<u>\$ 20,858,316</u>
NET ASSETS		
Invested in capital assets, net of related debt	\$ 10,141,617	\$ 9,658,850
Restricted for specific purposes	1,666,956	1,848,120
Unrestricted	<u>3,180,814</u>	<u>3,361,484</u>
Total Net Assets	<u>\$ 14,989,387</u>	<u>\$ 14,868,454</u>

See accompanying Notes to Basic Financial Statements.

**INDEPENDENT SCHOOL DISTRICT NO. 206
ALEXANDRIA, MINNESOTA
STATEMENT OF ACTIVITIES
YEAR ENDED JUNE 30, 2006**

(With Partial Comparative Information as of June 30, 2005)

Functions / Programs	Program Revenues				For the Years Ended June 30,	
	Expenses	Charges for Services	Operating Grants and Contributions	Capital Grants and Contributions	2006	2005
					Net (Expense) Revenue and Changes in Net Assets	Net (Expense) Revenue and Changes in Net Assets
Governmental activities						
District and school administration	\$ 1,769,286	\$ 2,258			\$ (1,767,028)	\$ (1,269,476)
District support services	1,146,465		\$ 6,932		(1,139,533)	(1,133,238)
Regular instruction	17,886,858	228,344	1,276,135		(16,382,379)	(15,685,555)
Vocational instruction	489,563		194,323		(295,240)	(444,861)
Exceptional instruction	6,902,394	670,403	4,215,774		(2,016,217)	(1,662,355)
Community education and services	1,184,485	289,101	475,615		(419,769)	(391,695)
Instructional support services	1,611,935	21,599	15,347	\$ 9,750	(1,565,239)	(1,424,185)
Pupil support services	4,230,487	1,086,989	946,411		(2,197,087)	(2,356,975)
Site, buildings and equipment	3,329,774	63,035	480,606		(2,786,133)	(2,607,221)
Fiscal and other fixed-cost programs	708,933		1,467		(671,557)	(730,127)
Unallocated - depreciation, expenses	639,930				(639,930)	(639,930)
Total Governmental Activities	<u>\$39,900,110</u>	<u>\$ 2,361,729</u>	<u>\$ 7,612,610</u>	<u>\$ 0</u>	<u>\$ (29,880,112)</u>	<u>\$ (28,345,618)</u>
General revenues						
Taxes						
Property taxes, levied for general purposes					\$ 1,147,520	\$ 1,237,655
Property taxes, levied for community education and services					145,644	156,416
Property taxes, levied for early childhood family education					27,110	116,717
Property taxes, levied for debt services					1,625,950	1,628,364
Intergovernmental revenue					26,246,392	24,379,260
Market value credit					277,989	277,938
Unrestricted investment earnings					250,200	98,610
Miscellaneous revenues					<u>280,240</u>	<u>16,028</u>
Total General Revenues					<u>\$ 30,001,045</u>	<u>\$ 27,910,988</u>
Change in net assets					\$ 120,933	\$ (434,630)
Net assets - beginning					<u>14,868,454</u>	<u>15,303,084</u>
Net assets - ending					<u>\$ 14,989,387</u>	<u>\$ 14,868,454</u>

See accompanying Notes to Basic Financial Statements.

INDEPENDENT SCHOOL DISTRICT NO. 206
ALEXANDRIA, MINNESOTA
BALANCE SHEET

GOVERNMENTAL FUNDS
YEAR ENDED JUNE 30, 2006

(With Partial Comparative Information as of June 30, 2005)

	For the Years Ended June 30,			
	2006		2005	
	General Fund	Food Service Fund	Community Service Fund	Debt Service Fund
				Total Governmental Funds
ASSETS				
Cash and investments	\$ 7,775,908	\$ 366,229	\$ 407,254	\$ 9,863,035
Current property taxes receivable	1,913,848		203,634	3,046,614
Delinquent property taxes receivable	19,346		1,814	30,228
Due from other Minnesota school districts	257,886			257,886
Due from Minnesota Department of Education	2,273,232	7,629	49,538	2,346,855
Due from federal government through Minnesota Department of Education	654,184			654,184
Receivable - property tax shift				
Accounts receivable	64,892		108	65,000
Prepaid items	73,471			73,471
Inventory		12,347		12,347
Total Assets	\$13,032,767	\$ 386,205	\$ 662,348	\$ 16,349,620
				\$14,454,920
LIABILITIES AND FUND BALANCES				
Liabilities				
Salaries payable	\$ 3,022,587	\$ 51,838	\$ 59,209	\$ 3,133,634
Accounts payable	665,121	4,235	14,690	684,046
Due to other Minnesota school districts	461,849		22,668	484,517
Due to other governments	3,908			3,908
Defined contributions payable	590,475	9,644	8,808	608,927
Payroll deductions	58,765			58,765
Deferred revenue - delinquent taxes	19,346		1,814	30,228
Deferred revenue	8,470		53,694	62,164
Property taxes levied for subsequent years	3,262,053		373,432	1,730,940
Total Liabilities	\$ 8,092,574	\$ 65,717	\$ 534,315	\$ 10,432,614
				\$ 8,259,790
Fund Balances				
Reserved	\$ 1,581,641		\$ 85,315	\$ 1,666,956
Unreserved	3,358,552	\$ 320,488	42,718	4,250,050
Total Fund Balances	\$ 4,940,193	\$ 320,488	\$ 128,033	\$ 5,917,006
				\$ 6,195,13
Total Liabilities and Fund Balances	\$13,032,767	\$ 386,205	\$ 662,348	\$ 16,349,620
				\$14,454,920

See accompanying Notes to Basic Financial Statements.

INDEPENDENT SCHOOL DISTRICT NO. 206
RECONCILIATION OF THE GOVERNMENTAL FUNDS BALANCE SHEET
TO THE STATEMENT OF NET ASSETS
JUNE 30, 2006

(With Comparative Information as of June 30, 2005)

	<u>2006</u>	<u>2005</u>
Total fund balances - governmental funds	\$ 5,917,006	\$ 6,195,130
<p>Amounts reported for governmental activities in the statement of net assets are different because:</p>		
<p>Capital assets used in governmental activities are not financial resources and therefore are not reported as assets in governmental funds. The estimated historical cost of the assets is \$49,948,101 and the accumulated depreciation is \$28,676,251 for 2005. The estimated historical cost of the assets is \$50,435,639 and the accumulated depreciation is \$29,879,022 for 2006.</p>	20,556,617	21,271,850
<p>Amounts for severance payable are not due and payable in the current period and therefore are not reported as liabilities in the governmental funds.</p>	(872,728)	(765,000)
<p>Long-term liabilities are not due and payable in the current period and therefore are not reported as liabilities in the funds. Long-term liabilities at year-end consist of:</p>		
Bonds payable	(10,415,000)	(11,615,000)
<p>Delinquent taxes are earned, but not available in the current period. Therefore, they are recorded as a liability in the funds but are not part of net assets.</p>	30,228	33,950
<p>Payable funds do not report a liability for accrued interest until due and payable</p>	<u>(226,736)</u>	<u>(252,476)</u>
Total net assets - governmental activities	<u>\$14,989,387</u>	<u>\$14,868,454</u>

See accompanying Notes to Basic Financial Statements.

INDEPENDENT SCHOOL DISTRICT NO. 206
ALEXANDRIA, MINNESOTA

STATEMENT OF REVENUES, EXPENDITURES AND CHANGES IN FUND BALANCES
GOVERNMENTAL FUNDS

(With Partial Comparative Information as of June 30, 2005)

	For the Years Ended June 30,				
	2006		2005		
	General Fund	Food Service Fund	Community Service Fund	Debt Service Fund	Total Governmental Funds
REVENUES					
Local property tax levies	\$ 1,790,448		\$ 172,753	\$1,625,951	\$ 3,589,152
Other local and county revenues	1,615,630	\$ 15,188	467,439	35,909	2,134,166
Revenues from state sources	29,827,755	73,745	584,410	164,861	30,650,771
Revenue from federal sources	2,007,214	562,161	18,665		2,588,040
Sales and other conversions of assets		<u>1,047,636</u>	<u>2,700</u>		<u>1,050,336</u>
Total Revenues	<u>\$35,241,047</u>	<u>\$ 1,698,730</u>	<u>\$ 1,245,967</u>	<u>\$1,826,721</u>	<u>\$ 40,012,465</u>
EXPENDITURES					
District and school administration	\$ 1,767,672				\$ 1,767,672
District support services	966,008				966,008
Regular instruction	17,572,207				17,572,207
Vocational instruction	485,387				485,387
Exceptional instruction	6,902,394				6,902,394
Community education and services			\$ 1,183,141		1,183,141
Instructional support services	1,611,935				1,611,935
Pupil support services	2,569,444	\$ 1,699,341	17,263		4,286,048
Site, buildings and equipment	3,593,425				3,593,425
Fiscal and other fixed cost programs	<u>128,049</u>				<u>1,934,672</u>
Total Expenditures	<u>\$35,596,521</u>	<u>\$ 1,699,341</u>	<u>\$ 1,200,404</u>	<u>\$1,806,623</u>	<u>\$ 40,302,889</u>
EXCESS (DEFICIT) OF REVENUES OVER (UNDER) EXPENDITURES	\$ (355,474)	\$ (611)	\$ 45,563	\$ 20,098	\$ (379,057)
OTHER FINANCING SOURCES					
Insurance proceeds					
					<u>12,300</u>
NET CHANGE IN FUND BALANCES EXPENDITURES	\$ (343,174)	\$ (611)	\$ 45,563	\$ 20,098	\$ (278,124)
FUND BALANCES - Beginning	<u>5,283,367</u>	<u>321,099</u>	<u>82,470</u>	<u>508,194</u>	<u>6,195,130</u>
FUND BALANCES - Ending	<u>\$ 4,940,193</u>	<u>\$ 320,488</u>	<u>\$ 128,033</u>	<u>\$ 528,292</u>	<u>\$ 5,917,006</u>

See accompanying Notes to Basic Financial Statements.

INDEPENDENT SCHOOL DISTRICT NO. 206
ALEXANDRIA, MINNESOTA
RECONCILIATION OF THE CHANGE IN FUND BALANCES OF
GOVERNMENTAL FUNDS TO THE STATEMENT OF ACTIVITIES
YEAR ENDED JUNE 30, 2006
(With Comparative Information as of June 30, 2005)

	2006	2005
Net change in fund balances - total governmental funds	\$ (278,124)	\$ (348,225)
 Amounts reported for governmental activities in the statement of activities are different because:		
 Capital outlays are reported as expenditures in governmental funds. However, in the statement of activities the cost of capital assets is allocated over their estimated useful lives as depreciation expense. In the current period these amounts are:		
Capital outlay	582,867	374,473
Depreciation expense	(1,298,100)	(1,515,535)
 Repayment of long-term debt is reported as an expenditure in governmental funds, but the repayment reduces long-term liabilities on the statement of net assets. In the current period these amounts consist of:		
Bond principal retirement	1,200,000	1,140,000
Severance payable increase	(107,727)	(110,000)
 Delinquent property taxes receivable will be collected this year, but are not available soon enough to pay for the current period's expenditures, and therefore are deferred in the funds.		
	(3,722)	1,574
 Interest on long-term debt in the statement of activities differs from the amount reported in the governmental funds because interest is recognized as an expenditure in the funds when it is due, and thus requires the use of current financial resources. In the statement of activities, however interest expense is recognized as interest accrues, regardless of when it is due.		
	25,739	23,083
Change in net assets - governmental activities	\$ 120,933	\$ (434,630)

See Accompanying Notes to Basic Financial Statements.

INDEPENDENT SCHOOL DISTRICT NO. 206
ALEXANDRIA, MINNESOTA
STATEMENT OF FIDUCIARY NET ASSETS
JUNE 30, 2006
 (With Comparative Information as of June 30, 2005)

	<u>2006</u>	<u>2005</u>
	Agency Fund	Agency Fund
ASSETS		
Cash and investments	<u>\$34,974</u>	<u>\$16,585</u>
Total Assets	<u>\$34,974</u>	<u>\$16,585</u>
LIABILITIES		
Funds held for other organizations	<u>\$34,974</u>	<u>\$16,585</u>
Total Liabilities	<u>\$34,974</u>	<u>\$16,585</u>
NET ASSETS	<u>\$ 0</u>	<u>\$ 0</u>

See accompanying Notes to Basic Financial Statements.

INDEPENDENT SCHOOL DISTRICT NO. 206
ALEXANDRIA, MINNESOTA
NOTES TO BASIC FINANCIAL STATEMENTS
JUNE 30, 2006

NOTE 1 - SUMMARY OF SIGNIFICANT ACCOUNTING POLICIES

A. Basis of Presentation

The financial statements of Independent School District No. 206 have been prepared in conformity with U.S. generally accepted accounting principles (GAAP) as applied to governmental units. The Governmental Accounting Standards Board (GASB) is the accepted standard setting body for establishing governmental accounting and financial reporting principles. The GASB has issued codification of governmental accounting and financial reporting standards dated June 30, 2000. This codification and subsequent GASB pronouncements are recognized as U.S. generally accepted accounting principles for state and local government.

B. Reporting Entity

Independent School District No. 206 is an educational entity established by the State of Minnesota and is considered a charitable organization under Internal Revenue Code Section 170.

The District's Board consists of eight members, seven elected and the District's superintendent serves as a nonvoting eighth member. The majority of the District's funding is provided by county levies and state aid.

The District's policy is to include in the financial statements all funds, departments, agencies, boards, commissions, and other component units for which the District is considered to be financially accountable.

Component units are legally separate entities for which the District (primary government) is financially accountable, or for which the exclusion of the component unit would render the financial statements of the primary government misleading. The criteria used to determine if the primary government is financially accountable for a component unit include whether or not the primary government appoints the voting majority of the potential component unit's governing body, is able to impose its will on the potential component unit, is in a relationship of financial benefit or burden with the potential component unit, or is fiscally dependent upon by the potential component unit.

Based on these criteria, there are no organizations considered to be component units of the District.

Extracurricular student activities are carried on primarily by student participants under the guidance of an adult and are generally conducted outside of school hours. In accordance with Minnesota Statutes, the District's School Board has not elected to control or be otherwise financially accountable with respect to the underlying extracurricular student activities. Accordingly, the extracurricular student activity accounts are not included in these financial statements.

INDEPENDENT SCHOOL DISTRICT NO. 206
ALEXANDRIA, MINNESOTA
NOTES TO BASIC FINANCIAL STATEMENTS
JUNE 30, 2006

NOTE 1 - SUMMARY OF SIGNIFICANT ACCOUNTING POLICIES (Continued)

C. Basic Financial Statement Presentation

The District-wide financial statements (i.e. the Statement of Net Assets and the Statement of Activities) display information about the reporting government as a whole. These statements include all the financial activities of the District, except for the fiduciary fund. The fiduciary fund is only reported in the Statement of Fiduciary Net Assets at the fund financial statement level.

The Statement of Activities demonstrates the degree to which the direct expenses of a given function or segment are offset by program revenues. Direct expenses are those that are clearly identifiable with a specific function or segment. Program revenues include charges to customers or applicants who purchase, use, or directly benefit from goods, services, or privileges provided by a given function or segment and grants and contributions that are restricted to meeting the operational or capital requirements of a particular function or segment. Taxes and other items not properly included among program revenues are reported instead as general revenues.

The District applies restricted resources first when an expense is incurred for purposes for which both restricted and unrestricted net assets are available. Depreciation expense that can be specifically identified by function is included in the direct expenses of each function. Interest on long-term debt is considered an indirect expense and is reported separately on the Statement of Activities. Generally, the effect of material interfund activity has been removed from the District-wide financial statements.

Separate fund financial statements are provided for governmental funds and fiduciary funds. All individual governmental funds are reported in separate columns in the fund financial statements. The fiduciary fund is presented in the fiduciary fund financial statement by type (agency fund). Since by definition these assets are being held for the benefit of a third party and cannot be used for activities or obligations of the District, these funds are excluded from the District-wide statements.

Proprietary funds are used to report business-type activities carried on by a school district. No activities of the District were determined to be of this nature, so no proprietary funds are presented in the financial statements.

D. Measurement Focus and Basis of Accounting

The accounting and financial reporting treatment applied is determined by its measurement focus and basis of accounting. The District-wide financial statements are reported using the economic resources measurement focus and the accrual basis of accounting. Revenues are recorded when earned and expenses are recorded when a liability is incurred, regardless of the timing of related cash flows.

Governmental fund financial statements are reported using the current financial resources measurement focus and the modified accrual basis of accounting. The modified accrual basis of accounting recognizes expenses when incurred, except principal and interest on long-term debt which is recognized when due, and revenue under the following principles:

Property tax revenue is recorded under the intact levy concept, whereby taxes collectible during a calendar year are recorded as revenue in the fiscal year beginning within the year of collection.

State aids are recorded as revenue in the fiscal year for which the aids are designated by statute.

**INDEPENDENT SCHOOL DISTRICT NO. 206
ALEXANDRIA, MINNESOTA
NOTES TO BASIC FINANCIAL STATEMENTS
JUNE 30, 2006**

NOTE 1 - SUMMARY OF SIGNIFICANT ACCOUNTING POLICIES (Continued)

Other revenues are recognized when susceptible to accrual, i.e., when they become both measurable and available. "Measurable" means the amount of the transaction can be determined, and "available" means collectable within the current period or soon enough therefore to be used to pay liabilities of the current period which is not greater than 60 days.

E. Description of Funds

The existence of the various District funds has been established by the State of Minnesota, Department of Education. Each fund is accounted for as an independent entity. A description of the funds included in this report are as follows:

Governmental Funds

General Fund - Accounts for all financial resources and transactions except those required to be accounted for in other funds.

Special Revenue Funds - Accounts for the proceeds of specific revenue sources (other than expendable trust and major capital projects) that are legally restricted to expenditures for specified purposes. The District's special revenue funds and their purposes are as follows:

Food Service - Accounts for all activities associated with the preparation and serving of regular and incidental meals, lunches or snacks in connection with school activities.

Community Service - Accounts for the resources designated for programs other than those for elementary and secondary students.

Debt Service Fund - Accounts for the accumulation of resources for, and the payment of, long-term debt principal, interest and related costs.

Fiduciary Fund

Agency Fund - Account for assets held solely in a custodial capacity.

GASB Statement No. 34 specifies that the accounts and activities of each of the District's most significant governmental funds (termed "major funds") be reported in separate columns on the fund financial statements. Other non-major funds can be reported in total.

GASB Statement No. 34 also requires that budget vs. actual information be presented for the general fund and all budgeted major special revenue funds.

F. Specific Account Information

Cash and Investments - Cash consists of demand deposits and short-term investments with original maturities of three months or less. Investments are recorded at cost. Interest earned on investments is allocated to specific funds based on the average cash balance carried in each fund during the year.

INDEPENDENT SCHOOL DISTRICT NO. 206
ALEXANDRIA, MINNESOTA
NOTES TO BASIC FINANCIAL STATEMENTS
JUNE 30, 2006

NOTE 1 - SUMMARY OF SIGNIFICANT ACCOUNTING POLICIES (Continued)

Taxes Receivable - Taxes receivable represents taxes levied in 2005 which are not payable until 2006, net of the amount received prior to June 30.

Property Taxes - Property tax levies are set by the School Board in October of each year, and are certified to the County for collection in the following year. In Minnesota, counties act as collection agents for all property taxes. The County spread all levies over taxable property.

Real property taxes may be paid by taxpayers in two equal installments on May 15 and October 15. Personal property taxes may be paid on February 28 and June 30. The County provides tax settlements to schools and other taxing districts four times a year, in February, April, June and November.

Taxes which remain unpaid at June 30 are classified as delinquent taxes receivable and are fully offset by deferred revenue in the governmental funds because they are not known to be available to finance current expenditures. No allowances for uncollectible taxes has been provided because such amounts are not expected to be material.

Due from Other Governments - Amounts due from the Minnesota Department of Education, from the Federal government through the Department of Education, and from other governmental units for general education aids and reimbursements under various specific programs are reported at the estimated amounts to be received based on available information at the date of this report. In some instances, adjustments and proration by these agencies, which are dependent upon the amount of funds available for distribution, may result in differing amounts actually being received. Any such differences will be absorbed into operations of the subsequent period.

Receivable - Property Tax Shift - This balance represents the amount of the 2005 payable 2006 property tax levy the Minnesota state legislature required the District to recognize early, as general education aid, in excess of actual collections of the levy at June 30, 2006.

Inventory - Inventory, consisting of food service goods and commodities on hand in designated central storage areas at June 30, 2006, is reported at cost. The cost of supplies, other than food items, not housed in a designated central stores area is not reported as an asset in accordance with instructions issued by the Department of Education. School District officials have not determined the value of such unrecorded items at June 30, 2006.

Prepaid Items - Prepaid items consist of amounts paid during the year ended June 30, 2006 which will be recognized over future periods. Included in this account are heating oil, gasoline, diesel fuel, general supplies and insurance.

Capital Assets - Capital assets are capitalized at historical cost, or estimated historical cost for assets where actual historical cost is not available. Donated assets are recorded as capital assets at their estimated fair market value at the date of donation. The District maintains a threshold level of \$10,000 or more for capitalizing capital assets. The system for accumulation of fixed assets cost data does not provide the means for determining the percentage of assets valued at actual and those valued at estimated cost.

INDEPENDENT SCHOOL DISTRICT NO. 206
ALEXANDRIA, MINNESOTA
NOTES TO BASIC FINANCIAL STATEMENTS
JUNE 30, 2006

NOTE 1 - SUMMARY OF SIGNIFICANT ACCOUNTING POLICIES (Continued)

Capital assets are recorded in the District-wide financial statements, but are not reported in the fund financial statements. Capital assets are depreciated using the straight-line method over their estimated useful lives. Since surplus assets are sold for an immaterial amount when declared as no longer needed for public school purpose by the District, no salvage value is taken into consideration for depreciation purposes. Useful lives vary from 20 to 50 years for land improvements and buildings, and 5 to 15 years for equipment.

Capital assets not being depreciated include land and construction in progress, if any.

Long-Term Obligations - In the District-wide financial statements, long-term debt and other long-term obligations are reported as liabilities in the applicable governmental activities. Existing bonded debt is reported at the face value of remaining indebtedness. For any new indebtedness that may be issued in the future bond premiums and discounts, as well as issuance costs, will be deferred and amortized over the life of the bonds using the effective interest method. Bonds payable will be reported net of the applicable bond premium or discount. Bond issuance costs will be reported as deferred charges and amortized over the term of the related debt.

In the fund financial statements, governmental fund types recognize bond premiums and discounts, as well as bond issuance costs, during the current period. The face amount of debt issued is reported as other financing sources. Premiums received on debt issuances are reported as other financing sources while discounts on debt issuances are reported as other financing uses. Issuance costs, whether or not withheld from the actual debt proceeds received, are reported as debt service expenditures.

Deferred Revenue - Delinquent Taxes - Represents an amount equal to the delinquent taxes receivable in each fund less any amounts received by the District within sixty (60) days of the fiscal year end.

Deferred Revenue - Deferred revenue represents the amount of Federal grant and special education funds received for a subsequent year.

Property Taxes Levied for Subsequent Year - Property taxes levied for subsequent year represents the 2005 levy of local taxes, including the portions assumed by the State, with the exception of those levies shifted per Note 7 of the financial statements. These levy amounts will not be recognized as revenue until the fiscal year beginning July 1, 2006.

Net Assets - Net assets represent the difference between assets and liabilities in the District-wide financial statements. Net assets invested in capital assets, net of related debt consists of capital assets, net of accumulated depreciation, reduced by the outstanding balance of any long-term debt used to build or acquire the capital assets. Net assets are reported as restricted in the District-wide financial statements when there are limitations imposed on their use through external restrictions imposed by creditors, grantors, or laws or regulations of other governments.

Fund Balance Reserved for Re-employment Insurance - The reserved fund balance represents available resources dedicated exclusively for re-employment insurance obligations. The balance consists of the total amount levied for this purpose over the years less any claims paid or recorded as payable since levying began. The School District reimburses the State for claims charged to its account. As such when reimbursements are made, they are charged to operations of the General Fund.

**INDEPENDENT SCHOOL DISTRICT NO. 206
ALEXANDRIA, MINNESOTA
NOTES TO BASIC FINANCIAL STATEMENTS
JUNE 30, 2006**

NOTE 1 - SUMMARY OF SIGNIFICANT ACCOUNTING POLICIES (Continued)

Fund Balance Reserved for Severance - The reserved fund balance is the estimated potential amount of early retirement benefit payments to be made in the 2005-2006 school year if all eligible teachers were approved for retirement during the next year.

Fund Balance Reserved for Community Education - The reserved fund balance represents resources available to provide programming such as: nonvocational, recreational and leisure time activities, programs for adults with disabilities, non-credit summer programs, adult basic education programs, youth development and youth service programming and extended day programs.

Fund Balance Reserved for Operating Capital - The reserved fund balance represents resources available for technology personnel costs, purchase of school buses, equipment purchases, repair and restoration of existing district-owned facilities and plans for new construction.

Fund Balance Reserved for Health and Safety - The reserved fund balance represents the available resources for correction of fire, life and other safety hazards, including the removal and clean-up of asbestos and polychlorinated biphenyls. Also, the funds may be used for the removal, clean-up, disposal and repairs related to the storage of heating and transportation fuels.

Fund Balance Reserved for Early Childhood and Family Education - The reserved fund balance represents resources available to provide for services for Early Childhood Family Education programming.

Fund Balance Reserved for School Readiness - Represents the resources available to provide for services for School Readiness Programs.

Fund Balance Reserved for Staff Development - Represents the unspent staff development revenues set aside from General Education Revenue.

Fund Balance Unreserved - Undesignated - The fund balance indicates that portion of fund equity which is available for budgeting in future periods.

NOTE 2 - BUDGETARY DATA

Budgets - Budgets are prepared for School District funds on the same basis and using the same accounting practices as are used to account and prepare financial reports for the funds. Budgets presented in this report for comparison to actual amounts are presented in accordance with generally accepted accounting principles.

Formal budgetary integration is employed as a management control device during the year for the general fund and all special revenue funds.

Encumbrances - Encumbrance accounting, under which purchase orders, contracts and other commitments for the expenditure of monies are recorded in order to reserve that portion of the applicable appropriations, may be employed by the District to assure effective budgetary control and to facilitate effective cash planning and control. Encumbrance information has not been incorporated into the financial statements, however.

**INDEPENDENT SCHOOL DISTRICT NO. 206
ALEXANDRIA, MINNESOTA
NOTES TO BASIC FINANCIAL STATEMENTS
JUNE 30, 2006**

NOTE 3 - UNRESERVED FUND BALANCE

The District's unreserved general fund balance of \$3,358,552 on June 30, 2006, includes \$80,000 of board designated funds for replacement of Dean Melton (softball field) facilities.

The unreserved fund balances of the special revenue and debt service funds are undesignated.

NOTE 4 - FUND BALANCE - RESERVED

Reserved fund balances represent available resources for specific purposes as outlined in Note 1 in the various funds as follows:

<u>Fund Balances (Deficit)</u>	<u>General</u>	<u>Community Service</u>	<u>Total</u>
Reserved for:			
Severance	\$ 765,000		\$ 765,000
Community education		\$ 55,667	55,667
Operating capital	740,679		740,679
Health and safety	12,355		12,355
Early childhood and family education		14,207	14,207
School readiness		15,441	15,441
Staff development	<u>63,607</u>		<u>63,607</u>
 Total Reserved	 <u>\$ 1,581,641</u>	 <u>\$ 85,315</u>	 <u>1,666,956</u>

NOTE 5 - STEWARDSHIP, COMPLIANCE AND ACCOUNTABILITY

A. Excess of expenditures over budget

For the year ended December 31, 2006, expenditures exceeded budgets in the General Fund by \$53,128 and the Food Service Fund by \$58,977. The excess was deemed to be necessary by the school board.

B. Deficit fund equity

There were no deficit fund balances as of June 30, 2006.

INDEPENDENT SCHOOL DISTRICT NO. 206
ALEXANDRIA, MINNESOTA
NOTES TO BASIC FINANCIAL STATEMENTS
JUNE 30, 2006

NOTE 6 - DEPOSITS AND INVESTMENTS

In accordance with Minnesota Statutes, the District maintains deposits at those institutions authorized by the School Board. All such depositories are members of the Federal Reserve System or are state designated investment pools.

Minnesota Statutes require all District deposits be protected by insurance, surety bond or collateral. The market value of collateral pledged must equal 110% of the deposits not covered by insurance on bonds.

Authorized collateral includes: (1) United States government treasury bills, treasury notes, treasury bonds; (2) issues of United States government agencies and instrumentalities as quoted by a recognized industry quotation service available to the government entity; (3) general obligation securities of any state or local government with taxing powers which is rated "A" or better by a national bond rating service, or revenue obligation securities of any state or local government with taxing powers which is rated "AA" or better by a national bond rating service; (4) irrevocable standby letters of credit issued by Federal Home Loan Banks to a municipality accompanied by written evidence that the bank's public debt is rated "AA" or better by Moody's Investors Service, Inc., or Standard & Poor's Corporation; and (5) time deposits that are fully insured by the Federal Deposit Insurance Corporation. Minnesota statutes require that securities pledged as collateral be held in safekeeping by the District or in a financial institution other than that furnishing the collateral.

The District does not have a formally adopted investment policy. The District does adhere to the Minnesota Statutes regarding deposits and investments.

The District's deposits are protected from custodial credit, and concentration of credit risk through the use of pledged collateral and FDIC Insurance. The deposits are not exposed to interest rate risk or foreign currency risk.

The District's investments are with the Minnesota School District Liquid Asset Fund. Standard and Poor's rates these funds as AAA. There is no concentration of credit risk or foreign currency risk. The nature of the mutual funds also eliminates the interest rate risk.

All funds in the Minnesota School District Liquid Asset Fund Plus are invested in accordance with Section 118A.04 of the Minnesota Statutes. Each district owns a pro-rata share of each investment or deposit, which is held in the name of the Fund.

A reconciliation of deposits and investments as shown on the statement of net assets for the District follows:

Cash deposits	\$ 739,880
Investments	9,158,129
Less: Fiduciary cash and investments	<u>(34,974)</u>
Deposits and Investments	<u>\$ 9,863,035</u>

**INDEPENDENT SCHOOL DISTRICT NO. 206
ALEXANDRIA, MINNESOTA
NOTES TO BASIC FINANCIAL STATEMENTS
JUNE 30, 2006**

NOTE 7 - PROPERTY TAX SHIFT

Several years ago, the state of Minnesota passed a state aid reduction bill which resulted in reduced general education aid payments to school districts. This legislation instructed school districts to compensate for the loss of state aid by making an early recognition of property taxes which were levied for the subsequent year. This procedure was termed a "tax shift." although the state ultimately repaid the aid reduction, elements of the tax shift remained for certain categories of revenue. Recently, in its effort to balance the state's budget, the legislature again reduced general education aid payments and expanded the tax shift to compensate for the lost revenue. In certain cases, if the amount of property taxes available to the district was not sufficient to accomplish this, early recognition of state aids intended for the subsequent year was mandated. The tax shift procedure is termed "revenue neutral" since it affects only cash flow and does not result in either an increase or decrease in the amount of revenues recognized by the district in any year.

For the year ended June 30, 2006, \$454,786 of property taxes which would have ordinarily been recognized in the 2007 fiscal year were taken into revenue of the current year.

NOTE 8 - CAPITAL ASSETS

Capital asset activity for the year ended June 30, 2006 is as follows:

	<u>Land</u>	<u>Land Improvements</u>	<u>Buildings</u>	<u>Equipment</u>	<u>Total</u>
Cost at July 1, 2005	\$841,422	\$ 2,782,283	\$29,503,565	\$16,820,831	\$ 49,948,101
Additions		74,516	115,071	393,280	582,867
Deletions				(95,329)	(95,329)
Capital assets, cost at June 30, 2006	<u>\$841,422</u>	<u>\$ 2,856,799</u>	<u>\$29,618,636</u>	<u>\$17,118,782</u>	<u>\$50,435,639</u>

Accumulated depreciation activity for the year ended June 30, 2006 is as follows:

	<u>Land</u>	<u>Land Improvements</u>	<u>Buildings</u>	<u>Equipment</u>	<u>Total</u>
Accumulated depreciation at July 1, 2005		\$ 19,18,300	\$12,906,236	\$ 13,851,715	\$28,676,251
Current depreciation provision		123,720	544,824	629,556	1,298,100
Deletions				(95,329)	(95,329)
Accumulated depreciation at June 30, 2006		<u>\$ 2,042,020</u>	<u>\$13,451,060</u>	<u>\$ 14,481,271</u>	<u>\$29,879,022</u>
Capital assets, net of depreciation at June 30, 2006	<u>\$ 841,422</u>	<u>\$ 814,779</u>	<u>\$16,167,576</u>	<u>\$ 2,637,511</u>	<u>\$20,556,617</u>

**INDEPENDENT SCHOOL DISTRICT NO. 206
ALEXANDRIA, MINNESOTA
NOTES TO BASIC FINANCIAL STATEMENTS
JUNE 30, 2006**

NOTE 8 - CAPITAL ASSETS (Continued)

Depreciation expense of \$1,298,100 for the year ended June 30, 2006 was charged to the following functions/programs:

Administration	\$ 1,614
District support services	180,458
Regular instruction	206,922
Vocational instruction	4,176
Community education and services	1,344
Pupil support	170,288
Site, buildings and equipments	93,368
Unallocated	639,930
Total depreciation expense	\$1,298,100

NOTE 9 - RETIREMENT PLANS

Substantially all employees of the District are required by State law to belong to pension plans administered by Teachers Retirement Association (TRA) or Public Employees Retirement Association (PERA), both of which are administered on a statewide basis. These are cost-sharing, multiple-employer defined benefit pension plans.

TEACHERS RETIREMENT ASSOCIATION (TRA)

Plan Description - All teachers employed by the District are covered by defined benefit plans administered by the Teachers Retirement Association (TRA). TRA members belong to either the Coordinated or the Basic Plan. Coordinated Plan members are covered by Social Security and Basic Plan members are not. All new members must participate in the Coordinated Plan. The plans are established and administered in accordance with Minnesota Statutes, Chapter 354 and 356.

TRA provides retirement benefits as well as disability benefits to members, and benefits to survivors upon death of eligible members. Benefits are established by Minnesota Statute and vest after three years of service credit. The defined retirement benefits are based on a member's highest average salary for any 5 consecutive years of allowable service, age, and years of credit at termination of service.

Two methods are used to compute benefits for TRA's Coordinated and Basic Plan members. Members first employed before July 1, 1989 receive the greater of the Tier I or Tier II as described:

**INDEPENDENT SCHOOL DISTRICT NO. 206
ALEXANDRIA, MINNESOTA
NOTES TO BASIC FINANCIAL STATEMENTS
JUNE 30, 2006**

NOTE 9 - RETIREMENT PLANS (Continued)

Tier I:	<u>Step Rate Formula</u>	<u>Percentage</u>
Basic	1st ten years if service years are prior to July 1, 2006	2.2 percent per year
	1st ten years if service years are July 1, 2006 or after	2.7 percent per year
Coordinated	1st ten years if service years are prior to July 1, 2006	1.2 percent per year
	1st ten years if service years are July 1, 2006 or after	1.4 percent per year
	All other years of service if service years are prior to July 1, 2006	1.7 percent per year
	All other years of service if service years are July 1, 2006 or after	1.9 percent per year

With these provisions:

- (a) Normal retirement age is 65 with less than 30 years of allowable service and age 62 with 30 or more years of allowable service.
- (b) 3 percent per year early retirement reduction factors for all years under normal retirement age.
- (c) Unreduced benefits for early retirement under a Rule-of-90 (age plus allowable service equals 90 or more).

or

Tier II: For years of service prior to July 1, 2006 a level formula of 1.7 percent per year for coordinated members and 2.7 percent per year for basic members. For years of service July 1, 2006 and after, a level formula of 1.9 percent per year for Coordinated members and 2.7 for Basic members applies. Actuarially equivalent early retirement reduction factors with augmentation are used for early retirement before the normal age of 65. These reduction factors average approximately 4 to 5.5 percent per year.

Members first employed after June 30, 1989 receive only the Tier II calculation with a normal retirement age that is their retirement age for full Social Security retirement benefits, but not to exceed age 66.

Six different types of annuities are available to members upon retirement. The No Refund Life Plan A-1 is a lifetime annuity that ceases upon the death of the retiree - no survivor annuity is payable. A retiring member may also choose to provide survivor benefits to a designated beneficiary(ies) by selecting one of the five plans which have survivorship features. Vested members may also leave their contributions in the TRA Fund upon termination of service in order to qualify for a deferred annuity at retirement age. Any member terminating service are also eligible for a refund of their employee contributions plus interest.

The benefit provisions stated apply to active plan participants. Vested, terminated employees who are entitled to benefits but not yet receiving them are bound by the provisions in effect at the time they last terminated their public service.

**INDEPENDENT SCHOOL DISTRICT NO. 206
ALEXANDRIA, MINNESOTA
NOTES TO BASIC FINANCIAL STATEMENTS
JUNE 30, 2006**

NOTE 9 - RETIREMENT PLANS (Continued)

TRA publicly issues a Comprehensive Annual Financial Report (CAFR) presenting financial statements, supplemental information on funding levels, investment performance, and further information on benefits provisions. The report may be accessed at the TRA website at www.tra.state.mn.us. Alternatively, a copy of the report may be obtained by writing or calling TRA:

Teachers Retirement Association
60 Empire Drive, Suite 400
St Paul MN 55103-4000
(651) 296-6449
(800) 657-3853

Funding Policy - Minnesota Statutes Chapter 354.42 sets the rates for the employee and employer contributions. These statutes are established and amended by the state legislature. As of June 30, 2004 Coordinated and Basic Plan members are required to contribute 5.0 percent and 9.0 percent, respectively, of their annual covered salary. Employer contribution rates match the rates paid by the member of 5.0 percent for Coordinated members and 9.0 percent for Basic members. Effective July 1, 2007, the employer contribution rate for Coordinated members will rise to 5.5 percent and 9.5 percent for Basic members. Total covered payroll salaries for all TRA members statewide during fiscal year ended June 30, 2006 was approximately \$3.334 billion.

The District contributions for the years ending June 30, 2006, 2005, and 2004 were \$890,575, \$827,688, and \$789,060, respectively, equal to the required contributions for each year as set by state statute.

PUBLIC EMPLOYEES RETIREMENT ASSOCIATION (PERA)

Plan Description - All full-time and certain part-time employees of the District, other than teachers, are covered by a defined benefit plan administered by the Public Employees Retirement Association of Minnesota (PERA). PERA administers the Public Employees Retirement Fund (PERF) which is a cost sharing, multiple-employer retirement plan. This plan is established and administered in accordance with Minnesota Statutes, Chapter 353 and 356.

PERF members belong to either the Coordinated Plan or the Basic Plan. Coordinated Plan members are covered by Social Security and Basic Plan members are not. All new members must participate in the Coordinated Plan.

PERA provides retirement benefits as well as disability benefits to members, and benefits to survivors upon death of eligible members. Benefits are established by State Statute, and vest after three years of credited service. The defined retirement benefits are based on a member's highest average salary for any five successive years of allowable service, age, and years of credit at termination of service.

**INDEPENDENT SCHOOL DISTRICT NO. 206
ALEXANDRIA, MINNESOTA
NOTES TO BASIC FINANCIAL STATEMENTS
JUNE 30, 2006**

NOTE 9 - RETIREMENT PLANS (Continued)

Two methods are used to compute benefits for PERF's Coordinated and Basic Plan members. The retiring member receives the higher of a step-rate benefit accrual formula (Method 1) or a level accrual formula (Method 2). Under Method 1, the annuity accrual rate for a Basic Plan member is 2.2 percent of average salary for each of the first 10 years of service and 2.7 percent for each remaining year. The annuity accrual rate for Coordinated members is 1.2 percent of average salary for each of the first 10 years and 1.7 percent for each remaining year. Under Method 2, the annuity accrual rate is 2.7 percent of average salary for Basic Plan members and 1.7 percent for Coordinated Plan members for each year of service. For all PERF members hired prior to July 1, 1989 whose annuity is calculated using Method 1, a full annuity is available when age plus years of service equals 90. A reduced retirement annuity is also available to eligible members seeking early retirement.

There are different types of annuities available to members upon retirement. A single-life annuity is a lifetime annuity that ceases upon the death of the retiree--no survivor annuity is payable. There are also various types of joint and survivor annuity options available which will be payable over joint lives. Members may also leave their contributions in the fund upon termination of public service in order to qualify for a deferred annuity at retirement age. Refunds of contributions are available at any time to members who leave public service, but before retirement benefits begin.

The benefit provisions stated in the previous paragraphs of this section are current provisions and apply to active plan participants. Vested, terminated employees who are entitled to benefits, but are not receiving them yet, are bound by the provisions in effect at the time they last terminated their public service.

PERA issues a publicly available financial report that includes financial statements and required supplementary information for PERF. That report may be obtained on the web at www.mnpera.com, by writing to PERA at 60 Empire Drive, #200, St. Paul, Minnesota, 55103-2085 or by calling (651) 296-7460 or (800) 652-9026.

Funding Policy - Minnesota Statutes Chapter 353 sets the rates for employer and employee contributions. These statutes are established and amended by the state legislature. The District makes annual contributions to the pension plans equal to the amount required by state statutes. PERF Basic Plan members and Coordinated Plan members are required to contribute 9.10% and 5.10%, respectively of their annual covered salary, and the District is required to contribute 11.78% for Basic Plan PERF members and 5.53% for Coordinated Plan members. Employer contribution rates for the Coordinated Plan increased to 6.0%, effective January 1, 2006. The District's contributions to the Public Employees Retirement Fund for the years ending June 30, 2006, 2005, and 2004 were \$289,263, \$262,668, and \$252,259, respectively. The District's contributions were equal to the contractually required contributions for each year as set by state statute.

NOTE 10- DEFINED CONTRIBUTION PLAN

The District participates in a defined contribution plan for teachers and administrators in lieu of participation in the existing severance program. Under the Matching Funds Program, the District shall make a matching contribution not to exceed 2% of the annual base salary paid to the eligible teacher or administrator. Matching contributions made by the District will continue until the total matching contribution made by the District for the eligible individual reaches the District's contribution limit or the person becomes ineligible to participate in the program.

For the fiscal year ended June 30, 2006, the District's contributions to the plan were \$209,654 for teachers and \$18,136 for administrators.

**INDEPENDENT SCHOOL DISTRICT NO. 206
ALEXANDRIA, MINNESOTA
NOTES TO BASIC FINANCIAL STATEMENTS
JUNE 30, 2006**

NOTE 11 - VACATION, SEVERANCE, PERSONAL LEAVE AND SICK PAY

Vacation Pay - Vacation pay is charged to expense in the year earned. As of June 30, 2006, \$37,121 of vacation pay was included in salaries payable.

Severance Pay - Full time teachers and principals who have met certain requirements may be eligible to receive severance pay. The severance pay provision is computed as a multiple of five days pay for each full year of full time service, not to exceed one hundred days. This calculation total may be subject to a proration formula.

Personal Leave - Full-time teachers are granted a leave of 2 teaching days per year (3 days after 15 years of service). Eligible teachers may accumulate personal leave as outlined in the master agreement. Any teacher eligible to accumulate personal days who has not used all available leave during the school year may choose to apply those days towards their accumulated personal days or be paid at the rate of \$90 per day. As of June 30, 2006, \$10,395 of personal leave pay was included in salaries payable.

Sick Pay - Sick pay is automatically granted at 13 days per year with an accumulation of up to 120 days. Upon accumulating 120 days of sick leave, each teacher will be eligible for a buy back for unused days to a maximum number of 10 days per year at a rate of \$90 per day. No sick pay was accrued at June 30, 2006.

NOTE 12 - BONDS PAYABLE

General obligation refunding bonds payable at June 30, 2006 are comprised of the following individual issues:

<u>Issue Date</u>	<u>Interest Rate</u>	<u>Total Original Issue</u>	<u>Final Maturity</u>	<u>Remaining Indebtness As of June 30, 2006 Principal</u>
2-01-97	4.7 - 5.4%	\$ 13,855,000	2-01-13	\$ 10,415,000

On February 1, 1997, the District advance refunded a general obligation bond issue with general obligation refundings. The District issued \$13,855,000 of general obligation refunding bonds to provide resources to purchase U.S. Government State and Local Government Series Securities that were placed in an irrevocable trust for the purpose of generating resources for all future debt service payments of the refunded debt. As a result, the refunded bonds are considered to be an in-substance defeasance and the liability has been removed from the financial statements. This advance refunding was undertaken to reduce total debt service payments over the next sixteen years by \$666,259 and to obtain an economic gain (difference between the present value of the debt service payments of the refunded and refunding bonds) of \$379,176. The District paid \$606,623 in interest for the year ended June 30, 2006.

**INDEPENDENT SCHOOL DISTRICT NO. 206
ALEXANDRIA, MINNESOTA
NOTES TO BASIC FINANCIAL STATEMENTS
JUNE 30, 2006**

NOTE 12 - BONDS PAYABLE (Continued)

Annual debt service requirements over the next five years and thereafter required to service all outstanding bonded debt at June 30, 2006 are as follows:

<u>Year Ending June 30,</u>	<u>Principal Amount</u>	<u>Interest Amount</u>	<u>Total</u>
2007	\$ 1,265,000	\$ 547,822	\$ 1,812,822
2008	1,330,000	484,573	1,814,573
2009	1,415,000	416,743	1,831,743
2010	1,475,000	343,162	1,818,162
2011	1,560,000	264,988	1,824,988
2012-2013	<u>3,370,000</u>	<u>273,856</u>	<u>3,643,856</u>
	<u>\$ 10,415,000</u>	<u>\$2,331,144</u>	<u>\$ 12,746,144</u>

The following is a summary of changes in the general long-term debt:

	<u>Balance June 30, 2005</u>	<u>Additions</u>	<u>Reductions</u>	<u>Balance June 30, 2006</u>
General Obligation Refunding Bonds	\$ <u>11,615,000</u>	<u> </u>	<u>\$1,200,000</u>	<u>\$ 10,415,000</u>

**INDEPENDENT SCHOOL DISTRICT NO. 206
ALEXANDRIA, MINNESOTA
NOTES TO BASIC FINANCIAL STATEMENTS
JUNE 30, 2006**

NOTE 13 - RISK MANAGEMENT

The District is exposed to various risks of loss related to torts, theft of or destruction of assets; errors and omissions; injuries to employees; employees health, life and dental and natural disasters. The District manages these various risks of loss as follows:

<u>Type of Loss</u>	<u>Method Managed</u>	<u>Risk of Loss Retained</u>
Workers Compensation	Covered by commercial insurance with statutory limits.	None
Accident Plan for District Volunteers	Covered by commercial insurance with statutory limits.	None
Covered by commercial insurance with the following limits:		
Property and Casualty Plan	Total blanket limit \$80,282,830 Real and Personal Property - Replacement cost (agreed value)	90% Coinsurance
	Liability - \$1,000,000 Each occurrence Limit \$2,000,000 Aggregate limit	None
	Employee Theft (per employee) - \$50,000 per occurrence	\$250 Deductible
	Commercial umbrella \$1,000,000 per occurrence Aggregate limit	\$10,000 Deductible
	Garage and Garagekeepers Coverage \$25,000 each covered auto minus deductible	\$100 Comprehension \$250 Collision Deductible
	Comprehensive Auto Liability - \$1,000,000 CSL	None
	Terrorism Losses of \$5,000,000 or less Losses over \$5,000,000	None 10%
	Scheduled Property Floater \$100,000 limit	\$500 Deductible 80% Coinsurance
	Employee Benefits Liability \$1,000,000 each claim \$2,000,000 aggregate limit	\$1,000 Deductible

**INDEPENDENT SCHOOL DISTRICT NO. 206
ALEXANDRIA, MINNESOTA
NOTES TO BASIC FINANCIAL STATEMENTS
JUNE 30, 2006**

NOTE 13 - RISK MANAGEMENT (Continued)

<u>Type of Loss</u>	<u>Method Managed</u>	<u>Risk of Loss Retained</u>
	Linebacker \$1,000,000 each occurrence, each claim and aggregate limit	\$2,000 Deductible
Fleet	\$1,000,000 each occurrence	\$250 - \$1,000 Deductible
Public Employees Bond	\$50,000	None
Treasurers Bond	\$10,000	None
Depositors Forgery	\$25,000	None
Employee Medical	Participation in Lakes Country Service COOP to purchase commercial insurance	None
Employee Dental	Primarily Self-funded with Delta Dental administering claims. Cash deposits are held by the District to pay claims incurred	None

NOTE 14 - JOINT VENTURES

Lakes Area Recreation was established by an agreement between Independent School District No. 206, City of Alexandria, Minnesota, and the Alexandria and LaGrande Townships, pursuant to authority contained in Minnesota Statute Section 471.59. The Recreation Board is responsible for legislative and fiscal control of the program. The majority of the Recreation Program's funding is provided by patron fees and local government contributions.

The Runestone Area Education District No. 61-6014 was organized August 15, 1988. The purpose of the Education District is to increase options for learning and access to educational opportunities for all residents within the boundaries of the member districts by facilitating cooperation among School Districts. Funding is provided by the member districts. The following School Districts are the members of the Runestone Area Education District:

- Independent School District No. 206, Alexandria, Minnesota
- Independent School District No. 207, Brandon, Minnesota
- Independent School District No. 208, Evansville, Minnesota
- Independent School District No. 213, Osakis, Minnesota
- Independent School District No. 2149, Glenwood, Minnesota (Minnewaska Area Schools)
- Independent School District No. 547, Alexandria, Minnesota

INDEPENDENT SCHOOL DISTRICT NO. 206
ALEXANDRIA, MINNESOTA
NOTES TO BASIC FINANCIAL STATEMENTS
JUNE 30, 2006

NOTE 14 - JOINT VENTURES (Continued)

Central Minnesota Educational Telecommunications System is a joint powers entity established pursuant to provisions of Minnesota Statute Section 471.59. The purpose of the Central Minnesota Educational Telecommunications System, "CMETS", is to provide a comprehensive educational program for all member districts involved. Member districts jointly provide planning, research, purchasing, development, implementation, and programming of distance learning systems and technological services. The following School Districts are members of CMETS:

Independent School District No. 745, Albany, Minnesota
Independent School District No. 206, Alexandria, Minnesota
Independent School District No. 207, Brandon, Minnesota
Independent School District No. 208, Evansville, Minnesota
Independent School District No. 213, Osakis, Minnesota
Independent School District No. 740, Melrose, Minnesota
Independent School District No. 743, Sauk Centre, Minnesota
Independent School District No. 2149, Glenwood, Minnesota (Minnewaska Area Schools)

Each joint ventures' financial statements are audited and available for inspection.

NOTE 15 - CONTINGENCIES

The District receives significant financial assistance from numerous federal, state and local governmental agencies in the form of grants and aid. The disbursement of funds received under these programs generally requires compliance with terms and conditions specified in the grant agreements and is subject to audit by grantor agencies. Any disallowed claims resulting from such audits could become a liability of the General Fund or other applicable funds. However, in the opinion of management, any such disallowed claims will not have a material effect on any of the financial statements of the individual fund types included herein or on the overall financial position of the District at June 30, 2006.

NOTE 16 - RECLASSIFICATIONS

Certain reclassifications have been made to the June 30, 2005 totals to conform to the classifications used for June 30, 2006.

OTHER REQUIRED SUPPLEMENTARY INFORMATION

**INDEPENDENT SCHOOL DISTRICT NO. 206
ALEXANDRIA, MINNESOTA
BUDGETARY COMPARISON SCHEDULE
GENERAL FUND
YEAR ENDED JUNE 30, 2006**

	<u>Budgeted Amounts</u>		<u>Actual</u>	Variances with Final Budget - Over (Under)
	<u>Original</u>	<u>Final</u>		<u>(Under)</u>
REVENUES				
Local property tax levies	\$ 2,440,333	\$ 2,488,087	\$ 1,790,448	\$ (697,639)
Other local and county revenues	966,200	1,141,327	1,615,630	474,303
Revenues from state sources	28,514,610	29,605,784	29,827,755	221,971
Revenue from federal sources	<u>2,033,053</u>	<u>2,100,086</u>	<u>2,007,214</u>	<u>(92,872)</u>
 Total Revenues	 <u>\$33,954,196</u>	 <u>\$35,335,284</u>	 <u>\$ 35,241,047</u>	 <u>\$ (94,237)</u>
 EXPENDITURES				
District and school administration	\$ 1,267,497	\$ 1,413,282	\$ 1,767,672	\$ 354,390
District support services	947,087	936,748	966,008	29,260
Regular instruction	16,959,832	17,818,942	17,572,207	(246,735)
Vocational instruction	475,986	475,986	485,387	9,401
Exceptional instruction	6,896,133	7,030,362	6,902,394	(127,968)
Instructional support services	1,581,538	1,553,655	1,611,935	58,280
Pupil support services	2,319,996	2,462,996	2,569,444	106,448
Site, buildings and equipment	3,386,274	3,636,442	3,593,425	(43,017)
Fiscal and other fixed cost programs	<u>214,980</u>	<u>214,980</u>	<u>128,049</u>	<u>(86,931)</u>
 Total Expenditures	 <u>\$34,049,323</u>	 <u>\$35,543,393</u>	 <u>\$ 35,596,521</u>	 <u>\$ 53,128</u>
 EXCESS (DEFICIT) OF REVENUE OVER (UNDER) EXPENDITURES	 \$ (95,127)	 \$ (208,109)	 \$ (355,474)	 \$ (147,364)
 OTHER FINANCING SOURCES				
Insurance proceeds	<u> </u>	<u> </u>	<u>12,300</u>	<u>12,300</u>
 NET CHANGE IN FUND BALANCES	 \$ (95,127)	 \$ (208,109)	 \$ (343,174)	 \$ (135,064)
 FUND BALANCES - Beginning	 <u>5,283,367</u>	 <u>5,283,367</u>	 <u>5,283,367</u>	 <u> </u>
 FUND BALANCES - Ending	 <u>\$ 5,188,240</u>	 <u>\$ 5,075,258</u>	 <u>\$ 4,940,193</u>	 <u>\$ (135,064)</u>

Note to Budgetary Comparison Schedule - Expenditures exceeded budget in the fund. The excess was determined to be necessary by the school board.

**INDEPENDENT SCHOOL DISTRICT NO. 206
ALEXANDRIA, MINNESOTA
BUDGETARY COMPARISON SCHEDULE
FOOD SERVICE FUND
YEAR ENDED JUNE 30, 2006**

	<u>Budgeted Amounts</u>		<u>Actual</u>	Variances with
	<u>Original</u>	<u>Final</u>		Final Budget - Over (Under)
REVENUES				
Other local and county revenues	\$ 2,500	\$ 2,500	\$ 15,188	\$ 12,688
Revenues from state sources	58,500	58,500	73,745	15,245
Revenue from federal sources	472,635	472,635	562,161	89,526
Sales and other conversions of assets	<u>1,079,075</u>	<u>1,079,075</u>	<u>1,047,636</u>	<u>(31,439)</u>
 Total Revenues	 <u>\$ 1,612,710</u>	 <u>\$ 1,612,710</u>	 <u>\$ 1,698,730</u>	 <u>\$ 86,020</u>
EXPENDITURES				
Pupil support services	<u>\$ 1,663,227</u>	<u>\$ 1,640,364</u>	<u>\$ 1,699,341</u>	<u>\$ 58,977</u>
 Total Expenditures	 <u>\$ 1,663,227</u>	 <u>\$ 1,640,364</u>	 <u>\$ 1,699,341</u>	 <u>\$ 58,977</u>
NET CHANGE IN FUND BALANCES	\$ (50,517)	\$ (27,654)	\$ (611)	\$ 27,043
FUND BALANCES - Beginning	<u>321,099</u>	<u>321,099</u>	<u>321,099</u>	<u> </u>
FUND BALANCES - Ending	<u>\$ 270,582</u>	<u>\$ 293,445</u>	<u>\$ 320,488</u>	<u>\$ 27,043</u>

Note to Budgetary Comparison Schedule - Expenditures exceeded budget in the fund. The excess was determined to be necessary by the school board.

**INDEPENDENT SCHOOL DISTRICT NO. 206
ALEXANDRIA, MINNESOTA
BUDGETARY COMPARISON SCHEDULE
COMMUNITY SERVICE FUND
YEAR ENDED JUNE 30, 2006**

	<u>Budgeted Amounts</u>		<u>Actual</u>	Variances with
	<u>Original</u>	<u>Final</u>		Final Budget - Over (Under)
REVENUES				
Local property tax levies	\$ 314,853	\$ 188,829	\$ 172,753	\$ (16,076)
Other local and county revenues	399,800	441,250	467,439	26,189
Revenues from state sources	408,448	570,480	584,410	13,930
Revenue from federal sources	18,424	18,899	18,665	(234)
Sales and other conversions of assets	<u>29,200</u>	<u>2,700</u>	<u>2,700</u>	<u> </u>
 Total Revenues	 <u>\$ 1,170,725</u>	 <u>\$ 1,222,158</u>	 <u>\$ 1,245,967</u>	 <u>\$ 23,809</u>
EXPENDITURES				
Community education and services	\$ 1,087,215	\$ 1,215,447	\$ 1,183,141	\$ (32,306)
Pupil support services	<u>23,352</u>	<u>19,296</u>	<u>17,263</u>	<u>(2,033)</u>
 Total Expenditures	 <u>\$ 1,110,567</u>	 <u>\$ 1,234,743</u>	 <u>\$ 1,200,404</u>	 <u>\$ (34,339)</u>
 NET CHANGE IN FUND BALANCES	 \$ 60,158	 \$ (12,585)	 \$ 45,563	 \$ 58,148
 FUND BALANCES - Beginning	 <u>82,470</u>	 <u>82,470</u>	 <u>82,470</u>	 <u> </u>
 FUND BALANCES - Ending	 <u>\$ 142,628</u>	 <u>\$ 69,885</u>	 <u>\$ 128,033</u>	 <u>\$ 58,148</u>

SUPPLEMENTARY INFORMATION

**INDEPENDENT SCHOOL DISTRICT NO. 206
ALEXANDRIA, MINNESOTA
BUDGETARY COMPARISON SCHEDULE
DEBT SERVICE FUND
YEAR ENDED JUNE 30, 2006**

	<u>Budgeted Amounts</u>		<u>Actual</u>	Variances with
	<u>Original</u>	<u>Final</u>		Final Budget - Over (Under)
REVENUES				
Local property tax levies	\$ 1,656,954	\$ 1,656,954	\$ 1,625,951	\$ (31,003)
Other local and county revenues	5,500	4,000	35,909	31,909
Revenues from state sources	<u>240,000</u>	<u>240,000</u>	<u>164,861</u>	<u>(75,139)</u>
Total Revenues	<u>\$ 1,902,454</u>	<u>\$ 1,900,954</u>	<u>\$ 1,826,721</u>	<u>\$ (74,233)</u>
EXPENDITURES				
Fiscal and other fixed cost programs	<u>\$ 1,807,123</u>	<u>\$ 1,806,623</u>	<u>\$ 1,806,623</u>	<u> </u>
Total Expenditures	<u>\$ 1,807,123</u>	<u>\$ 1,806,623</u>	<u>\$ 1,806,623</u>	<u> </u>
NET CHANGE IN FUND BALANCES	\$ 95,331	\$ 94,331	\$ 20,098	\$ (74,233)
FUND BALANCES - Beginning	<u>508,194</u>	<u>508,194</u>	<u>508,194</u>	<u> </u>
FUND BALANCES - Ending	<u>\$ 603,525</u>	<u>\$ 602,525</u>	<u>\$ 528,292</u>	<u>\$ (74,233)</u>

**INDEPENDENT SCHOOL DISTRICT NO. 206
ALEXANDRIA, MINNESOTA
SCHOOL BOARD OFFICIALS
YEAR ENDED JUNE 30, 2006**

<u>Officer</u>	<u>Title</u>	<u>Term Expires</u>
Dean Anderson	Chairperson	December 31, 2006
David Anderson	Vice-Chairperson	December 31, 2008
Judy Florell	Clerk/Treasurer	December 31, 2006
Pamela Carlson	Director	December 31, 2008
Jim Hafdal	Director	December 31, 2008
Alan Zeithamer	Director	December 31, 2006
Bob Berns	Director	December 31, 2006
Terry Quist, Ph.D.	Superintendent	
Ric Dressen, Ph.D.	Superintendent	Resigned June 30, 2006

**INDEPENDENT SCHOOL DISTRICT NO. 206
ALEXANDRIA, MINNESOTA
UNIFORM FINANCIAL ACCOUNTING AND REPORTING STANDARDS
COMPLIANCE TABLE
JUNE 30, 2006**

GENERAL FUND

Total Revenue \$35,253,348
Total Expenditures \$35,596,521

Fund Balance (Deficit)

Reserved

4.03 Staff Development \$ 63,607
4.06 Health and Safety \$ 12,355
4.07 Capital Project Levy
4.08 Cooperative Revenue
4.09 Deferred Maintenance
4.10 Unemployment Compensation
4.11 Severance Pay \$ 765,000
4.12 Bus Purchase
4.14 Operating Debt
4.16 Levy Reduction
4.19 Encumbrances
4.23 Certain Teacher Programs
4.24 Operating Capital \$ 740,679
4.26 \$25 Taconite
4.27 Disabled Accessibility
4.28 Learning & Development
4.29 Parental Involvement
4.33 Student Transport Safety
4.34 Area Learning Center
4.35 Contracted Alt. Programs
4.36 State Approved Alt. Programs
4.37 Grad Standards Staff Develop.
4.38 Grad Standards Gifted & Talented
4.39 Grad Standards
4.41 Basic Skills Program
4.42 Class Size, All-Day Kindergarten and Special
Education Student-To-Instructor Ratio
Reduction
4.43 Telecommunication Access Cost
4.45 Career and Technical Programs
4.46 First Grade Preparedness
4.49 Safe Schools Levy
Unreserved
4.18 Designated Severance - Ins. Prem.
4.22 Unreserved/Undesignated \$ 3,358,553

FOOD SERVICE

Total Revenue \$ 1,698,730
Total Expenditures \$ 1,699,341

Fund Balance

Reserved

4.11 Severance Pay
4.19 Encumbrances
Unreserved
4.18 Designated Severance - Ins. Prem.
4.22 Unreserved/Undesignated \$ 320,488

COMMUNITY SERVICE

Total Revenue \$ 1,245,967
Total Expenditures \$ 1,200,405

Fund Balance

Reserved

4.10 Unemployment Compensation
4.11 Severance Pay

4.19 Encumbrances
4.26 \$25 Taconite
4.31 Community Education \$ 55,667
4.32 ECFE \$ 14,206
4.44 School Readiness \$ 15,441
4.47 Adult Basic Education
Unreserved
4.18 Designated Severance - Ins prem
4.22 Unreserved/Undesignated \$ 42,718

BUILDING CONSTRUCTION

Total Revenue
Total Expenditures

Fund Balance

Reserved

4.07 Capital Projects Levy
4.09 Alternative Fac. Program
4.19 Encumbrances
Unreserved
4.22 Unreserved/Undesignated

DEBT SERVICE

Total Revenue \$ 1,826,722
Total Expenditures \$ 1,806,623

Fund Balance

Reserved

4.25 Bond Refundings
Unreserved
4.22 Unreserved/Undesignated \$ 528,293

TRUST

Total Revenue
Total Expenditures

Fund Balance

Reserved

4.19 Encumbrances
Unreserved
4.22 Unreserved/Undesignated

AGENCY

Unreserved

4.22 Unreserved/Undesignated

INTERNAL SERVICE

Total Revenue
Total Expenditures

Fund Balance

Reserved

4.19 Encumbrances
Unreserved
4.22 Unreserved/Undesignated

**INDEPENDENT SCHOOL DISTRICT NO. 206
ALEXANDRIA, MINNESOTA
SCHEDULE OF EXPENDITURES OF FEDERAL AWARDS
YEAR ENDED JUNE 30, 2006**

<u>Grantor/Program Title</u>	<u>Federal CFDA Number</u>	<u>Expenditures</u>
U.S. Department of Agriculture		
Passed through the Minnesota Department of Finance		
Food Distribution	10.555	\$ 459,704
Child Nutrition Cluster National School Lunch Program	10.550	102,011
U.S. Department of Education		
Passed through the Minnesota Department of Education		
Title I Grant	84.010	344,004
Title II, Part A - Improving Teacher Quality	84.367	156,319
Title V, Part A - Innovative Education Strategies	84.298	15,348
Special Education State Grant	84.027	1,368,338
Special Education Preschool Grant	84.173	51,966
Special Education - Infants & Families With Disabilities Grant	84.181	39,352
Safe & Drug Free Schools	84.186	22,105
Adult Education - State Grant	84.002	18,665
Technology Literacy Challenge Fund Grant	84.318	6,932
U.S. Department of Health & Human Services		
Passed through the Minnesota Department of Human Services		
Medical Assistance (IEP Services)	93.778	<u>288,242</u>
Total Federal Awards		<u>\$ 2,872,986</u>

INDEPENDENT SCHOOL DISTRICT NO. 206
ALEXANDRIA, MINNESOTA
NOTES TO SCHEDULE OF EXPENDITURES OF FEDERAL AWARDS
YEAR ENDED JUNE 30, 2006

NOTE A - BASIS OF PRESENTATION

The accompanying schedule of expenditures of federal awards includes the federal grant activity of Independent School District No. 206, Alexandria, Minnesota and is presented on the accrual basis of accounting. The information in this schedule is presented in accordance with the requirements of OMB Circular A-133, *Audits of States, Local Governments, and Non-Profit Organizations*. Therefore some amounts presented in this schedule may differ from amounts presented in, or used in the preparation of, the basic financial statements.

**INDEPENDENT SCHOOL DISTRICT NO. 206
ALEXANDRIA, MINNESOTA
SCHEDULE OF FINDINGS AND QUESTIONED COSTS
YEAR ENDED JUNE 30, 2006**

A. SUMMARY OF AUDIT RESULTS

1. The auditors' report expresses an unqualified opinion on the basic financial statements of Independent School District No. 206, Alexandria, Minnesota.
2. No reportable conditions relating to the audit of the financial statements are reported in the *Independent Auditors' Report on Compliance and on Internal Control Over Financial Reporting Based on an Audit of Financial Statements Performed in Accordance with Government Auditing Standards*.
3. No instances of noncompliance material to the financial statements of Independent School District No. 206, Alexandria, Minnesota, were disclosed during the audit.
4. No reportable conditions relating to the audit of the major federal award programs are reported in the *Independent Auditors' Report on Compliance with Requirements Applicable to each Major Program and Internal Control Over Compliance in Accordance with OMB Circular A-133*.
5. The auditors' report on compliance for the major federal award programs for Independent School District No. 206, Alexandria, Minnesota, expresses an unqualified opinion on all major federal programs.
6. There are no audit findings that are required to be reported in accordance with Section 510(a) of OMB Circular A-133 in this schedule.
7. The programs tested as major programs include:

Food Distribution	CFDA No. 10.555
National School Lunch Program	CFDA No. 10.550
Medical Assistance	CFDA No. 93.778
8. The threshold for distinguishing Type A and B programs was \$300,000.
9. Independent School District No. 206, Alexandria, Minnesota, was determined to be a low-risk auditee.

B. FINDINGS - FINANCIAL STATEMENTS AUDIT

None

C. FINDINGS AND QUESTIONED COSTS - MAJOR FEDERAL AWARD PROGRAMS AUDIT

None

EASTON PLACE
510 22ND AVE E • SUITE 501
ALEXANDRIA, MINNESOTA 56308

TELEPHONE: (320) 763-6568
FAX: (320) 763-6297

NESS WALLER PEARSON
&
CO., LTD.

CERTIFIED PUBLIC ACCOUNTANTS

H. DAN NESS, C.P.A. RETIRED
STEPHEN I. WALLER, C.P.A. RETIRED

LAWRENCE F. PEARSON, C.P.A.
JAMES J. MEGEL, C.P.A.
DENNIS L. SCHMIDT, C.P.A.

RICHARD A. VOLKER, C.P.A.
CAROL L. THALMAN, C.P.A.
NICOLE L. KLIMEK, C.P.A.
DONNA R. ALLISON, C.P.A.
PATRICIA L. PETERSON, C.P.A.

**INDEPENDENT AUDITORS' REPORT
ON MINNESOTA LEGAL COMPLIANCE**

Members of the Board
Independent School District No. 206
Alexandria, Minnesota

We have audited the financial statements of Independent School District No. 206, Alexandria, Minnesota, as of and for the year ended June 30, 2006, and have issued our report thereon dated October 16, 2006.

We conducted our audit in accordance with generally accepted auditing standards in the United States of America and the provisions of the *Minnesota Legal Compliance Audit Guide for Local Government*, promulgated by the State Auditor pursuant to Minn. Stat. Sec. 6.65. Accordingly, the audit included such tests of the accounting records and such other auditing procedures as we considered necessary in the circumstances.

The *Minnesota Legal Compliance Audit Guide for Local Government* covers six categories of compliance to be tested: contracting and bidding, deposits and investments, conflicts of interest, public indebtedness, claims and disbursements, and uniform financial accounting and reporting standards for school districts. Our study included all of the listed categories.

The results of our tests indicate that for the items tested, the District complied with the material terms and conditions of applicable legal provisions.

This report is intended solely for the information and use of the District, the Minnesota Department of Education and other state agencies, the federal cognizant audit agency and other federal agencies and is not intended to be, and should not be, used by anyone other than these specified parties.

October 16, 2006



EASTON PLACE
510 22ND AVE E • SUITE 501
ALEXANDRIA, MINNESOTA 56308

TELEPHONE: (320) 763-6568
FAX: (320) 763-6297

NESS WALLER PEARSON
&
CO., LTD.

H. DAN NESS, C.P.A. RETIRED
STEPHEN I. WALLER, C.P.A. RETIRED

LAWRENCE F. PEARSON, C.P.A.
JAMES J. MEGEL, C.P.A.
DENNIS L. SCHMIDT, C.P.A.

RICHARD A. VOLKER, C.P.A.
CAROL L. THALMAN, C.P.A.
NICOLE L. KLIMEK, C.P.A.
DONNA R. ALLISON, C.P.A.
PATRICIA L. PETERSON, C.P.A.

INDEPENDENT AUDITORS' REPORT
ON COMPLIANCE AND ON INTERNAL CONTROL OVER
FINANCIAL REPORTING BASED ON AN AUDIT OF
FINANCIAL STATEMENTS PERFORMED IN ACCORDANCE
WITH GOVERNMENT AUDITING STANDARDS

Members of the Board
Independent School District No. 206
Alexandria, Minnesota

We have audited the financial statements of the governmental activities, each major fund and the agency fund of Independent School District No. 206, Alexandria, Minnesota, as of and for the year ended June 30, 2006, which collectively comprise the District's basic financial statements and have issued our report thereon dated October 16, 2006. We conducted our audit in accordance with auditing standards generally accepted in the United States of America and the standards applicable to financial audits contained in *Government Auditing Standards*, issued by the Comptroller General of the United States.

Internal Control Over Financial Reporting

In planning and performing our audit, we considered Independent School District No. 206, Alexandria, Minnesota's, internal control over financial reporting in order to determine our auditing procedures for the purpose of expressing our opinions on the financial statements and not to provide an opinion on the internal control over financial reporting. Our consideration of the internal control over financial reporting would not necessarily disclose all matters in the internal control over financial reporting that might be material weaknesses. A material weakness is a reportable condition in which the design or operation of one or more of the internal control components does not reduce to a relatively low level the risk that misstatements caused by error or fraud in amounts that would be material in relation to the financial statements being audited may occur and not be detected within a timely period by employees in the normal course of performing their assigned functions. We noted no matters involving the internal control over financial reporting and its operation that we consider to be material weaknesses.

Compliance

As part of obtaining reasonable assurance about whether Independent School District 206, Alexandria, Minnesota's financial statements are free of material misstatement, we performed tests of its compliance with certain provisions of laws, regulations, contracts and grant agreements, noncompliance with which could have a direct and material effect on the determination of financial statement amounts. However, providing an opinion on compliance with those provisions was not an objective of our audit and, accordingly, we do not express such an opinion. The results of our tests disclosed no instances of noncompliance that are required to be reported under *Government Auditing Standards*.

We noted certain other matters that we reported to management of Independent School District 206, Alexandria, Minnesota in a separate letter dated October 16, 2006.

This report is intended solely for the information of the District, the Minnesota Department of Education and other state agencies, and federal awarding agencies and pass-through entities and is not intended to be and should not be used by anyone other than these specified parties.

October 16, 2006

Ness, Waller, Pearson & Co., Ltd.

MEMBER OF • PRIVATE COMPANIES PRACTICE SECTION OF • AMERICAN INSTITUTE OF CERTIFIED PUBLIC ACCOUNTANTS

CPASM THE CPA. NEVER UNDERESTIMATE THE VALUE.SM

EASTON PLACE
510 22ND AVE E • SUITE 501
ALEXANDRIA, MINNESOTA 56308

TELEPHONE: (320) 763-6568
FAX: (320) 763-6297

NESS WALLER PEARSON
&
CO., LTD.

CERTIFIED PUBLIC ACCOUNTANTS

**INDEPENDENT AUDITORS' REPORT ON
COMPLIANCE WITH REQUIREMENTS APPLICABLE TO
EACH MAJOR PROGRAM AND INTERNAL CONTROL
OVER COMPLIANCE IN ACCORDANCE
WITH OMB CIRCULAR A-133**

H. DAN NESS, C.P.A. RETIRED
STEPHEN I. WALLER, C.P.A. RETIRED

LAWRENCE F. PEARSON, C.P.A.
JAMES J. MEGEL, C.P.A.
DENNIS L. SCHMIDT, C.P.A.

RICHARD A. VOLKER, C.P.A.
CAROL L. THALMAN, C.P.A.
NICOLE L. KLIMEK, C.P.A.
DONNA R. ALLISON, C.P.A.
PATRICIA L. PETERSON, C.P.A.

Members of the Board
Independent School District 206
Alexandria, Minnesota

Compliance

We have audited the compliance of Independent School District 206, Alexandria, Minnesota, with the types of compliance requirements described in the U.S. Office of Management and Budget (OMB) Circular A-133 *Compliance Supplement* that are applicable to each of its major federal programs for the year ended June 30, 2006. Independent School District 206, Alexandria, Minnesota's major federal programs are identified in the summary of auditor's results section of the accompanying schedule of findings and questioned costs. Compliance with the requirements of laws, regulations, contracts, and grants applicable to each of its major federal programs is the responsibility of Independent School District 206, Alexandria, Minnesota's management. Our responsibility is to express an opinion on Independent School District 206, Alexandria, Minnesota's compliance based on our audit

We conducted our audit of compliance in accordance with auditing standards generally accepted in the United States of America; the standards applicable to financial audits contained in *Government Auditing Standards*, issued by the Comptroller General of the United States; and OMB Circular A-133, *Audits of States, Local Governments, and Non-Profit Organizations*. Those standards and OMB Circular A-133 require that we plan and perform the audit to obtain reasonable assurance about whether noncompliance with the types of compliance requirements referred to above that could have a direct and material effect on a major federal program occurred. An audit includes examining, on a test basis, evidence about Independent School District 206, Alexandria, Minnesota's compliance with those requirements and performing such other procedures as we considered necessary in the circumstances. We believe that our audit provides a reasonable basis for our opinion. Our audit does not provide a legal determination on Independent School District 206, Alexandria, Minnesota's compliance with those requirements.

In our opinion, Independent School District 206, Alexandria, Minnesota, complied, in all material respects, with the requirements referred to above that are applicable to each of its major federal programs for the year ended June 30, 2006.

Internal Control Over Compliance

The management of Independent School District 206, Alexandria, Minnesota is responsible for establishing and maintaining effective internal control over compliance with requirements of laws, regulations, contracts, and grants applicable to federal programs. In planning and performing our audit, we considered Independent School District 206, Alexandria, Minnesota's internal control over compliance with requirements that could have a direct and material effect on a major federal program in order to determine our auditing procedures for the purpose of expressing our opinion on compliance and to test and report on the internal control over compliance in accordance with OMB Circular A-133.

Our consideration of the internal control over compliance would not necessarily disclose all matters in the internal control that might be material weaknesses. A material weakness is a reportable condition in which the design or operation of one or more of the internal control components does not reduce to a relatively low level the risk that noncompliance with applicable requirements of laws, regulations, contracts, and grants caused by error or fraud that would be material in relation to a major federal program being audited may occur and not be detected within a timely period by employees in the normal course of performing their assigned functions. We noted no matters involving the internal control over compliance and its operation that we considered to be material weaknesses.

This report is intended solely for the information of the District, the Minnesota Department of Education and other state agencies, and federal awarding agencies and pass-through entities and is not intended to be and should not be used by anyone other than these specified parties.

New, Waller Pearson & Co. LLP

October 16, 2006

EASTON PLACE
510 22ND AVE E • SUITE 501
ALEXANDRIA, MINNESOTA 56308

TELEPHONE: (320) 763-6568
FAX: (320) 763-6297

NESS WALLER PEARSON
&
CO., LTD.

CERTIFIED PUBLIC ACCOUNTANTS

H. DAN NESS, C.P.A. RETIRED
STEPHEN I. WALLER, C.P.A. RETIRED

LAWRENCE F. PEARSON, C.P.A.
JAMES J. MEGEL, C.P.A.
DENNIS L. SCHMIDT, C.P.A.

RICHARD A. VOLKER, C.P.A.
CAROL L. THALMAN, C.P.A.
NICOLE L. KLIMEK, C.P.A.
DONNA R. ALLISON, C.P.A.
PATRICIA L. PETERSON, C.P.A.

MANAGEMENT LETTER

Members of the Board
Independent School District 206
Alexandria, Minnesota

It is our usual practice after completion of an audit to correspond with management for the purposes of making general observations, making suggestions regarding specific procedures or elaborating on particular areas of interest or concern.

INTERNAL CONTROLS ON PURCHASING

It was noted during the audit that a person who is not an employee of the District was allowed to use the Districts charge accounts at certain retail stores. We feel it is inadvisable for the District to allow these types of purchases.

We understand that after we discussed this matter with management, it was corrected.

STIPENDS

It was noted during the year that the District was paying "stipends" for cellular telephone use and for vehicle use. While doing this is not a problem, the District was not reporting these amounts as income on the employees' Internal Revenue Service Form W-2. We feel the District should either require substantiation of the amounts, or report the "stipends" in taxable income on the Form W-2.

We understand that after we discussed this matter with management, the "stipends" were ceased.

IMPREST CHECKING ACCOUNTS

We noted during our audit the internal controls used by the District for the imprest checking accounts were not as strong as those used on the regular accounts. They have improved over the past couple years, but we feel they could still be improved upon.

CONCLUSION

We will review the status of these comments during our next audit engagement. We have already discussed these comments and suggestions with District personnel, and we will be pleased to discuss them in further detail at your convenience, to perform any additional study of these matters, or to assist you in implementing the recommendations.

Ness Waller Pearson & Co. Ltd.

October 16, 2006